

Car Price Guide

JULY – SEPTEMBER 2008



Motability
The leading car scheme for disabled people

Competitive prices: a selection of some of the cars and prices available on the Motability Scheme. To see the entire range use the Searchable Price Guide at www.motability.co.uk

Affordability with Motability



This Car Price Guide lists a selection of the 3,000 plus cars available to lease through the Motability Car Scheme. You'll find that your weekly mobility allowance alone will cover the cost of a wide range of vehicles, from nippy hatchbacks for city driving, to automatic saloons with ample storage space. Pay a little more up front (by making what we call an 'advance payment') and you will find your choice expands to encompass a huge selection of makes and models to suit all pockets.

Motability car prices are updated every quarter to allow us to offer our customers the best deals available from each manufacturer. The prices in this guide are for applications submitted online through your Motability dealership between 1 July and 30 September 2008. We offer a firm 'price guarantee', meaning that the price you agree with your dealer is the price you pay – even if our prices change before you collect your new car.

Offering greater choice and better value than ever, there has never been a better time to choose Motability, it's your worry-free route to maximising your mobility. For more information on any aspect of the Scheme visit www.motability.co.uk or call 0845 456 4566

A car to suit your lifestyle

With over 3,000 cars available from all the major manufacturers, the choice can seem overwhelming. To help you narrow your selection down, there are a few things you may want to consider:

Price

We offer more than 250 cars available to drive away at no more than the cost of your weekly mobility allowance, or as we

call it, 'nil' advance payment (AP). If you can afford to pay a little more, you can increase your choice to a wider selection of models. Advance payments are payable in one lump sum to your dealer at the start of your lease and it covers the difference between the amount your allowance covers over the three year agreement period, and the overall cost of the car you choose.

Suitability

Cars vary considerably in measurements; seat height, door opening angle and the space to store wheelchairs can all make the difference between a car that is suitable and a car that is neither enjoyable nor comfortable to drive. Information on the accessibility of many cars featured on the Scheme can be found at www.motability.co.uk. Many of our customers prefer to choose automatic transmission – speak to your dealer or download the factsheet from our website to find out more about the various transmission options available.



Got a question?

Ask Mo

Mo is our online assistant who can answer any queries you have. Go to our website, www.motability.co.uk, click on the Ask Mo button on the right hand side of your screen and type your question.

Introducing the Motability Scheme

The Motability Car Scheme enables you to use your mobility allowance to lease a car through our “all inclusive” package, which includes:

- Insurance
- Servicing and maintenance
- RAC breakdown cover
- Free replacement tyres
- Window or windscreen repair or replacement.

You may also use your allowance to buy a new or used car through our Hire Purchase Scheme.

For full information on the Car Scheme visit our website, www.motability.co.uk, or contact us on **0800 093 1000** (lines are open daily 8am to 8pm) for a copy of our information guide ‘it’s easy’ and introductory DVD.

Who are Motability Operations?

Motability Operations is the company responsible for finance, administration and maintenance of Motability Scheme cars and with over 485,000 customers we operate the largest fleet of lease cars in the UK. In fact, one in every 14 new cars sold in the UK goes to a Motability customer. Our credentials as the largest UK fleet operator means that you can be confident of getting the widest choice at the most affordable prices.

Remember to take a test drive, our customers regularly tell us that comparing several cars is extremely helpful!

Insurance

As is common with many insurance policies, if yourself or any of your proposed drivers are aged under 25 (or if you add drivers aged under 25 during your three year agreement), restrictions and higher excesses are applied (as shown in the table below). Please check carefully with your dealer to ensure any car you are considering is suitable, and ask about PASS PLUS training to reduce the excess for under 25s.

Fuel Consumption

Fuel costs can vary significantly depending on how many miles per gallon (mpg) your car achieves. Consider your lifestyle and how many miles you drive; cars with a higher mpg cost less to run and are often more environmentally friendly. This price guide gives both mpg and average annual fuel costs to help you calculate potential fuel costs.

Adaptations:

Some of the most popular adaptations are available through the Motability Car Scheme at no additional cost. Simple adaptations that assist with speed and steering; signalling and safety; stowage systems; and seating and access are all available through the Motability Managed Adaptations Programme. For more information on adaptations download our brochure ‘make it yours’ from www.motability.co.uk.

Wheelchair Accessible Vehicles (WAVs):

There are now more than 500 WAVs on the Car Scheme, and currently over 30 are available at nil advance payment. For more information on WAVs, download our new ‘Your guide to Wheelchair Accessible Vehicles’ from www.motability.co.uk, or call 0800 093 1000 to request your free copy.

Standard Excess		
Driver Age	Current	Upon completion of PASS PLUS*
16 to 20	£450	£300
21 to 24	£300	£200
25 or over holding a provisional licence or having held a full licence for < 12months	£100	£100
Experienced and 25 or over	£75	£75

* Motability funds additional driver training (PASS PLUS) for drivers aged between 16 and 24 on new Contract Hire Agreements. Your dealer will ask you about this when you apply for a car and arrange for AA driving school to contact you.

How to use this price guide

- 1 DLA/WPMS: the cost of each car on the Scheme may differ depending on whether you receive the Higher Rate Mobility Component (HRMC) of the Disability Living Allowance (DLA) or the War Pensioners' Mobility Supplement (WPMS).
- 2 Advance Payment (AP): the non-refundable amount payable up front to your dealer in addition to your weekly mobility allowance. The amount of the AP depends on the car and ranges from "nil" to several thousand pounds.
- 3 Weekly Rental: shows the relevant amount of your allowance (either DLA or WPMS) that will be paid to Motability Operations each week. **T/A denotes "Total Allowance" and means that the total amount of the higher rate mobility allowance**

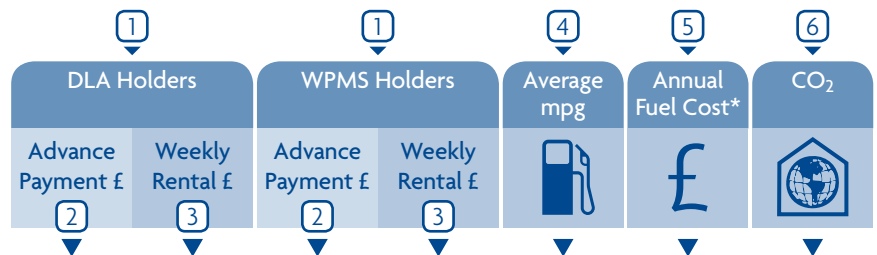
is payable in exchange for your car (from 7 April 2008 T/A is £46.75 for HRMC of DLA and £52.25 for WPMS).

Where T/A is payable, any increases in the allowance are factored into the total cost of the lease and will be paid directly to Motability Operations. However, where the weekly rental is fixed and is less than the total allowance, the actual fixed weekly payment is shown and any increases in your allowance will not be paid to Motability Operations.

- 4 Average mpg: using independent data, this figure shows the average number of miles a car can travel for every gallon of fuel. Miles per gallon depends on the driving conditions, i.e. whether the car is being driven in an urban environment or on motorways. Fuel consumption figures are for comparison purposes and

will not necessarily be the same as the fuel consumption actually achieved.

- 5 Annual Fuel Cost: based on the average annual mileage driven by Motability customers (8,300) divided by the miles per gallon stated for the car, multiplied by the average cost per gallon of fuel (diesel or petrol), taken from the AA fuel price report. This figure gives an approximate annual fuel cost for comparison purposes only.
- 6 CO₂ emissions: all cars sold within the EU are subject to exhaust emission tests. Test results are given as an emission level in grammes per kilometre travelled. Cars with an emission level of 120g/km or less are considered low emission models. Emission levels given in this guide are based on industry standard data.



FORD	T 0845 6040 019 • www.ford.co.uk/motability						
Ka 1.3 70 Zetec Climate 3d HB MP	NIL	T/A	NIL	46.22	43.5	880	154
Fiesta 1.6 100 Style Climate 5d AT MP	NIL	T/A	NIL	46.20	38.2	1,003	176
Fiesta 1.4 80 Ghia 5d MP	200	T/A	NIL	47.60	45.6	840	147

The small print:

- This price guide should be read in conjunction with the 'it's easy' information guide or 'Driving Choices' renewal newsletter.
- This guide contains only a selection of cars available on the Scheme. To search the full database of over 3,000 cars available on the Scheme use the 'Searchable Price Guide' at www.motability.co.uk.
- All cars are subject to availability.
- The Contract Hire prices contained within this guide are subject to change on a quarterly basis.

- An explanation of the model description abbreviations can be found on the back cover of this price guide.
- Insurance and loss and damage protection is included in the Contract Hire Scheme, however, if you have an accident and you are at fault, you will be asked to pay an excess. Full insurance details are available on request and are provided in the Cover Booklet supplied with your Motability car.
- The Contract Hire Scheme package comes with a mileage allowance of 60,000 for three year contracts and 100,000 for five year WAV agreements. If you go over this amount, you will be

- charged 5p for each extra mile.
- The terms, conditions and prices set out in this price guide are correct at the time of going to print, but may be subject to adjustment or withdrawal in the event of any changes taking place which affect the cost of the provision of the Contract Hire agreement, Hire Purchase agreement or vehicle availability.
- For full terms and conditions of the Car Scheme please contact our Customer Services team on 0845 456 4566 (lines are open Monday to Friday 8.30am to 5.30pm). Calls may be recorded and monitored to improve customer service.



Competitive Offers by Vehicle Category

Low Emissions

Motability recognises that we each have our part to play in minimising the environmental impact of our motoring and we are continually working to make the Scheme as green as possible by increasing the “greener” choices available to our customers. Each car gives off varying levels of different exhaust emissions, and all new cars are tested and given a Carbon Dioxide (CO₂) emission level in grammes per kilometre (g/km) travelled. The European Union made a commitment, as part of the Kyoto Protocol on climate change, to

reduce CO₂ emissions to an average of 130g/km by 2012. In line with banding introduced by the government and adopted by car manufacturers, cars with a carbon dioxide emission level of 120g/km or less are considered low emission models, and currently there are around 150 available through the Motability Car Scheme. Lower emission models are clearly identified in this Car Price Guide and are shaded green for easy reference. Below you will find a selection of our low emission cars, those at or under 120g/km, and the following

pages feature a selection of lowest in class models. Many of the low emission cars are generally either smaller or diesel models, however, Motability recognises that one size most definitely does not fit all, and we therefore offer greener choices for all class of vehicle. With emission levels differing by up to 55g/km between various small family cars and 70g/km between MPVs, your choice of car model could make a significant difference in your environmental impact. You'll find the lowest emission level cars for each class shaded in green over the next few pages.

DLA Holders		WPMS Holders		Average mpg	Annual Fuel Cost*	CO ₂
Advance Payment £	Weekly Rental £	Advance Payment £	Weekly Rental £		£	



LOW EMISSION CARS (emissions of 120g/km or below)

This section shows a selection of cars which have lower levels of CO₂. All cars shown have emissions of 120 grammes per kilometre or below and have been sorted to show those with the lowest level of emissions at the top of the list.

Vehicle Model	DLA Advance Payment (£)	DLA Weekly Rental (£)	WPMS Advance Payment (£)	WPMS Weekly Rental (£)	Average mpg	Annual Fuel Cost (£)	CO ₂ (g/km)
Volkswagen Polo 1.4TD BlueMotion1 3d HB MP	1,495	T/A	663	T/A	74.3	668	99
Seat Ibiza 1.4TDI 80 Ecomotive 5d HB MP	1,785	T/A	954	T/A	74.3	668	99
MINI New 1.6TD Cooper D 3d AC	2,004	T/A	1,174	T/A	72.4	686	104
Toyota Prius T3 Hybrid 1.5 VVT-i 5d CVT MP	2,895	T/A	2,064	T/A	65.7	679	104
Citroen C1 1.0i Vibe 5d HB MP	NIL	41.50	NIL	41.44	61.4	726	108
Peugeot 107 1.0 Urban 2Tronic 5d MP	NIL	T/A	NIL	47.97	61.4	726	109
Skoda Fabia 1.4TDI 80 Greenline 5d HB MP	595	T/A	NIL	52.06	68.9	721	109
Honda Civic 1.4 IMA Hybrid ES 4d CVT MP	3,817	T/A	2,987	T/A	61.4	726	109
Fiat 500 1.3TD POP 3d Special AC	1,270	T/A	440	T/A	67.3	738	110
smart fortwo Coupe 1.0 Passion 71 AT MP	NIL	46.75	NIL	46.69	60.1	742	112
Citroen C3 1.4HDi Vibe 5d HB MP	NIL	T/A	NIL	47.95	64.2	773	115
Ford Fiesta 1.6TD 90 Zetec Climate 3d MP	300	T/A	NIL	50.01	64.2	773	116
Kia Picanto 1.0 5d MP	NIL	43.97	NIL	43.92	57.6	774	117
Peugeot 207 HB 1.4HDI 70 S 5d AC MP	NIL	T/A	NIL	47.95	64.2	773	117
Renault Megane HB Dynamique 1.5dCi 86 MP	875	T/A	39	T/A	64.2	773	117
Daihatsu New Sirion 1.0 SE 5d MP	NIL	T/A	NIL	47.97	56.5	789	118
Hyundai Getz 1.5CRTD GSi HB 5d MP	199	T/A	NIL	49.33	62.8	791	118
Ford Focus 1.6TDCi 90 Style 5d HB MP	400	T/A	NIL	50.67	62.7	792	118
Chevrolet Matiz 0.8 S HB 5d MP	NIL	36.99	NIL	36.94	54.3	821	119
Fiat Grande Punto 1.3 Multijet 75 16v Dynamic 5d MP	50	T/A	NIL	48.29	62.8	791	119
Vauxhall Corsa 1.3CDTi 75 Club 5d AC HB MP	149	T/A	NIL	48.98	62.8	791	119
Ford Fusion 1.6TD 90 Zetec Climate MP	300	T/A	NIL	50.00	62.8	791	119
Fiat Bravo 1.6TD Multijet 105 Active Eco 5d MP	724	T/A	102	52.25	62.7	792	119
BMW 118d M Sport 3d HB MP	1,999	T/A	1,165	T/A	62.8	791	119

T/A denotes Total Allowance – please see page 4 for more details
 * Please see notes on page 4 for more details on Annual Fuel Cost calculation

This Car Price Guide is a selection of the best value cars from over 3,000 available on the Motability Contract Hire Scheme. For more information about other available models, please contact your local Motability dealer or visit our website, www.motability.co.uk

DLA Holders		WPMS Holders		Average mpg	Annual Fuel Cost*	CO ₂
Advance Payment £	Weekly Rental £	Advance Payment £	Weekly Rental £		£	





2-3 DOOR SMALL

Citroen C1 1.0i Code 3d HB MP	NIL	42.50	NIL	42.44	61.4	726	108
Peugeot 107 1.0 Urban 3d MP	NIL	T/A	NIL	47.97	61.4	726	109
Chevrolet Aveo 1.2 S 3d AC MP	NIL	40.50	NIL	40.44	51.4	868	132
Nissan Micra 1.2 16v 79 Tekna 3d MP	NIL	44.50	NIL	44.43	47.9	931	139
Citroen C3 1.1i Vibe 5d HB MP	NIL	45.50	NIL	45.43	47.1	947	143
Suzuki Swift 1.5 GLX 3d HB MP	NIL	46.15	NIL	46.10	46.3	963	147
Hyundai Getz 1.4 GSi 3d HB MP	NIL	46.75	NIL	46.69	47.1	947	141
Citroen C2 1.4i Rhythm 3d HB MP	NIL	46.75	NIL	46.68	47.1	947	143
Vauxhall Corsa 1.0 Life 3d AC HB MP	NIL	46.75	NIL	46.69	50.4	885	134
Fiat Grande Punto 1.4 Eleganza 5d MP 07	NIL	T/A	NIL	47.95	47.9	931	139
Peugeot 207 HB 1.4 8v S 3d AC MP	NIL	T/A	NIL	47.96	44.8	995	150
Toyota Yaris T3 3d 1.3 VVT-i MP	NIL	T/A	NIL	47.96	47.1	947	141
Ford Fiesta 1.25 75 Style Climate 3d MP	NIL	T/A	NIL	47.95	47.1	947	142
Volkswagen Polo 1.2 70 Match 3d MP	NIL	T/A	NIL	47.97	48.7	916	138
Renault Clio 1.2 16v 75 Expression 3d AC MP	NIL	T/A	NIL	47.96	47.9	931	139
Renault Twingo 1.2 Dynamique 16v 75 AC 3d MP	NIL	T/A	NIL	47.97	49.5	901	135

4-5 DOOR SMALL

Citroen C1 1.0i Vibe 5d HB MP	NIL	41.50	NIL	41.44	61.4	726	108
Peugeot 107 1.0 Urban 5d MP	NIL	T/A	NIL	47.97	61.4	726	109
Fiat Panda 1.1 Active 5d HB MP 05	NIL	35.85	NIL	35.81	49.6	899	135
Chevrolet Matiz 1.0 SE AC HB 5d MP	NIL	41.49	NIL	41.43	50.4	885	137
Chevrolet Aveo 1.2 S 5d MP	NIL	42.50	NIL	42.43	51.4	868	132
Suzuki Swift 1.3 GL 5d MP	NIL	45.00	NIL	44.95	48.7	916	140
Kia Picanto 2 1.1 5d MP	NIL	45.86	NIL	45.81	53.3	837	126
Hyundai Getz 1.4 CDX HB 5d MP	NIL	46.75	NIL	46.68	47.1	947	141
Mazda 2 1.3 TS AC 5d MP	NIL	46.75	NIL	46.70	52.3	853	129
Proton Savvy 1.2 5dr Style MP	NIL	46.75	NIL	46.70	49.6	899	134
Skoda Fabia 1.2 12v 70 2 5d HB MP	NIL	46.75	NIL	46.69	47.9	931	140
Suzuki SX4 1.6 GLX HB 5d MP	NIL	T/A	NIL	47.96	41.5	1,075	165
Honda Jazz 1.4i-DSI SE HB 5d MP	NIL	T/A	NIL	47.96	48.7	916	137
Ford Fiesta 1.4 80 Style Climate 5d MP	NIL	T/A	NIL	47.95	45.6	978	147
Ford Fusion 1.4 80 Style Climate MP	NIL	T/A	NIL	47.94	43.5	1,025	154
Toyota Yaris T3 5d 1.3 VVT-i MP	NIL	T/A	NIL	47.96	47.1	947	141
Daihatsu Sirion 1.3 SE 5d MP	NIL	T/A	NIL	47.97	48.7	916	137
Volkswagen Polo 1.2 70 Match 5d MP	NIL	T/A	NIL	47.97	48.7	916	138
Renault Clio 1.2 16v 75 Expression 5d AC MP	NIL	T/A	NIL	47.96	47.9	931	139
Vauxhall New Agila 1.0i 12v Club 5d AC MP	NIL	T/A	NIL	47.96	56.5	789	120
Vauxhall Corsa 1.0 Life 5d AC HB MP	NIL	T/A	NIL	47.96	50.4	885	134

DLA Holders		WPMS Holders		Average mpg	Annual Fuel Cost*	CO ₂
Advance Payment £	Weekly Rental £	Advance Payment £	Weekly Rental £		£	

SMALL AUTOMATIC/CVT/SEMI-AUTOMATIC/AUTO-CLUTCH

Peugeot 107 1.0 Urban 2Tronic 5d MP	NIL	T/A	NIL	47.97	61.4	726	109
Fiat Panda 1.2 Dynamic Seq MP 05	NIL	40.94	NIL	40.88	52.3	853	127
Chevrolet Matiz 0.8 SE HB 5d AT MP	NIL	42.99	NIL	42.93	49.6	899	132
Kia Picanto 2 1.1 5d AT MP	NIL	45.98	NIL	45.92	47.1	947	143
Hyundai Getz 1.4 GSi HB 5d AT MP	NIL	46.75	NIL	46.68	42.2	1,057	159
Ford Fiesta 1.6 100 Style Climate 5d AT MP	NIL	T/A	NIL	47.94	38.2	1,167	176
Volkswagen Polo 1.4 80 Match 3d AT MP	NIL	T/A	NIL	47.96	40.9	1,090	165
Fiat Grande Punto 1.4 Eleganza Dualogic 5d MP 07	NIL	T/A	NIL	47.94	49.6	899	134
Ford Fusion 1.4 80 Style Climate Durashift MP	NIL	T/A	NIL	47.94	45.6	978	148
Daihatsu New Sirion 1.3 SE 5d AT MP	NIL	T/A	NIL	47.96	44.1	1,011	151
Chevrolet Aveo 1.4 LT 5d AT MP	NIL	T/A	NIL	47.95	44.1	1,011	152
Nissan Micra 1.4 16v Acenta 5d AT MP	NIL	T/A	NIL	47.96	41.5	1,075	163
Vauxhall Corsa 1.4 Club 5d AT AC HB MP	NIL	T/A	NIL	47.95	42.8	1,042	158
Vauxhall New Agila 1.2i 16v Club 5d AC AT MP	49	T/A	NIL	48.29	47.9	931	142
Toyota Yaris T3 3d 1.3 VVT-i MMT MP	145	T/A	NIL	48.96	47.1	947	136
Citroen C3 1.6i 110 Exclusive AT 5d HB MP	195	T/A	NIL	49.28	39.2	1,138	172



SMALL FAMILY & SMALL MPV AUTOMATIC/CVT/SEMI-AUTOMATIC/AUTO-CLUTCH

Toyota Prius T3 Hybrid 1.5 VVT-i 5d CVT MP	2,895	T/A	2,064	T/A	65.7	679	104
Mitsubishi Colt 1.5Di-D CZ2 HB 5d AT MP	NIL	T/A	NIL	47.95	61.4	809	121
Citroen C4 1.6i 16v SX AT 5d HB E4 MP	NIL	T/A	NIL	47.92	37.2	1,199	180
Mazda 3 1.6 Takara 5d AT MP	NIL	T/A	NIL	47.94	36.2	1,232	183
Chevrolet Lacetti 1.6 SX HB 5d AT MP	NIL	T/A	NIL	47.93	34.9	1,278	195
Skoda Roomster 2 1.6 16v 105 5d TIP MP	NIL	T/A	NIL	47.96	36.7	1,215	185
Mitsubishi Colt 1.3 CZ2 HB 5d AT MP	NIL	T/A	NIL	47.95	48.7	916	138
Vauxhall Astra Life 1.8i 16v VVT 5d AC AT MP	99	T/A	NIL	48.60	36.2	1,232	186
Nissan Note 1.6 16v Acenta 5d AT MP	199	T/A	NIL	49.32	41.5	1,075	159
Kia cee'd 1.6 GS HB 5d AT MP	245	T/A	NIL	49.62	40.9	1,090	165
Kia Rio 1.4 3 HB 5d AT MP	275	T/A	NIL	49.85	39.2	1,138	171
Ford Focus 1.6 100 Style AT 5d HB MP	400	T/A	NIL	50.67	36.7	1,215	184
Renault Kangoo 1.6 16v Authentique AT MP	495	T/A	NIL	51.35	35.3	1,263	190
Peugeot 308 1.6VTi S 5d AT HB MP	699	T/A	71	52.25	38.7	1,152	174
Ford C-MAX 2.0 145 Zetec 5d AT MP	750	T/A	118	52.25	34.9	1,278	194
Vauxhall Zafira 1.9CDT 120 Exclusiv MPV AT MP	799	T/A	170	52.25	39.2	1,267	194
Kia Carens 2.0 GS 7st MPV 5d AT MP	895	T/A	60	T/A	33.6	1,327	200
Honda Civic 1.4i-DSI SE i-Shift 5d MP	899	T/A	66	T/A	47.9	931	139
Kia cee'd 1.6 CRDi 113 LS 5d AT MP	995	T/A	160	T/A	47.9	1,037	155
Daihatsu Materia 1.5 MPV 5d AT MP	995	T/A	162	T/A	37.7	1,183	176
Volkswagen Golf 1.9TDI 105 Match 5d DSG MP	999	T/A	166	T/A	48.7	1,020	153
Vauxhall Astra 1.9 CDTi 120 Design 5d AT MP	999	T/A	160	T/A	40.4	1,229	189
Hyundai i30 1.6CRDi Premium 5d HB AT MP	1,149	T/A	313	T/A	47.9	1,037	155
Ford Focus 2.0TD 136 Zetec Powershift 5d MP	1,450	T/A	612	T/A	48.6	1,022	154

T/A denotes Total Allowance – please see page 4 for more details

* Please see notes on page 4 for more details on Annual Fuel Cost calculation

This Car Price Guide is a selection of the best value cars from over 3,000 available on the Motability Contract Hire Scheme. For more information about other available models, please contact your local Motability dealer or visit our website, www.motability.co.uk



DLA Holders		WPMS Holders		Average mpg	Annual Fuel Cost*	CO ₂
Advance Payment £	Weekly Rental £	Advance Payment £	Weekly Rental £		£	



2-3 DOOR SMALL FAMILY							
Renault Megane SH Dynamique 1.5dCi 86 MP	995	T/A	160	T/A	64.2	773	117
Citroen C4 1.6HDi 16v 92 VTR Coupe 3d MP	395	T/A	NIL	50.65	60.1	826	120
Mitsubishi Colt 1.1 CZ1 74bhp HB 3d AC MP	NIL	43.82	NIL	43.77	51.4	868	130
Ford Focus 1.6 100 Style 3d HB MP	NIL	T/A	NIL	47.92	42.2	1,057	159
Peugeot 308 HB 1.4 VTI 95 Urban 3d MP	NIL	T/A	NIL	47.94	43.5	1,025	155
Volkswagen Golf V 1.9TDI S 105 3d HB MP	199	T/A	NIL	49.32	56.5	879	132
Citroen C4 1.6i 16v VTR+ Coupe 3d E4 MP	199	T/A	NIL	49.29	39.8	1,121	169
Kia Proceed 1.6 2 3d MP	295	T/A	NIL	49.98	44.1	1,011	152
Vauxhall Astra Design 1.6 115 3d HB MP	299	T/A	NIL	49.98	43.5	1,025	155
Toyota Auris TR 1.6 3d MP	395	T/A	NIL	50.67	39.8	1,121	166
Audi A3 1.6 3d MP	999	T/A	168	T/A	41.5	1,075	162

4-5 DOOR SMALL FAMILY							
Renault Megane HB Dynamique 1.5dCi 86 MP	875	T/A	39	T/A	64.2	773	117
Ford New Focus 1.6TDCi 90 Style 5d HB MP	400	T/A	NIL	50.67	62.7	792	118
Chevrolet Lacetti 1.4 SE AC HB 5d MP	NIL	44.99	NIL	44.91	39.2	1,138	171
Kia Rio 1.4 HB 5d MP	NIL	45.65	NIL	45.60	44.8	995	150
Mitsubishi Colt 1.1 CZ1 74 HB 5d AC MP	NIL	46.75	NIL	46.68	51.4	868	130
Ford Focus 1.8 125 Style 5d HB MP	NIL	T/A	NIL	47.92	40.3	1,107	167
Kia cee'd 1.6 GS HB 5d MP	NIL	T/A	NIL	47.95	44.1	1,011	152
Vauxhall Astra Life 1.6 115 5d AC HB MP	NIL	T/A	NIL	47.93	43.5	1,025	155
Citroen C4 1.6i 16v SX 5d HB E4 MP	NIL	T/A	NIL	47.93	39.8	1,121	169
Peugeot 308 HB 1.4 VTI 95 Urban 5d MP	NIL	T/A	NIL	47.94	43.5	1,025	155
Fiat Bravo 1.4 Active 5d MP	NIL	T/A	NIL	47.94	42.2	1,057	158
Mazda 3 1.6 Takara 5d MP	NIL	T/A	NIL	47.94	40.9	1,090	162
Toyota Auris 1.4 TR 5d HB MP	NIL	T/A	NIL	47.96	40.9	1,090	163
Volkswagen Golf V 1.9TDI S 105 5d HB MP	199	T/A	NIL	49.32	56.5	879	132

COUPE/CONVERTIBLE							
smart fortwo Coupe 1.0 Passion 84 AT MP	NIL	T/A	NIL	47.97	57.6	774	116
Volvo C30 1.6D R-Design Sport 2d MP	1,249	T/A	417	T/A	57.6	862	129
Nissan Micra C+C 1.4 16v Visia 2d MP	NIL	T/A	NIL	47.95	42.8	1,042	158
Hyundai Coupe 1.6 SIII Coupe 3d MP	399	T/A	NIL	50.68	37.2	1,199	182
Volvo C30 1.6 R-Design Sport 2d MP	499	T/A	NIL	51.39	40.4	1,104	167
Mazda MX-5 1.8 Cnv 2d Option pack MP	995	T/A	161	T/A	38.7	1,152	174
Daihatsu Copen 1.3 Roadster 2d Leather MP	1,125	T/A	295	T/A	47.1	947	140
Vauxhall Astra 1.6 16v 115 TwinTop 2d MP	1,599	T/A	764	T/A	41.5	1,075	163

DLA Holders		WPMS Holders		Average mpg	Annual Fuel Cost*	CO ₂
Advance Payment £	Weekly Rental £	Advance Payment £	Weekly Rental £		£	

FAMILY							
Volvo S40 1.6D S 4d MP	1,849	T/A	1,017	T/A	57.6	862	129
Skoda Octavia 1.9TDI PD Classic 5d HB MP	1,858	T/A	1,026	T/A	57.6	862	130
Proton GEN-2 1.6 GLS ABS MP	NIL	T/A	NIL	47.96	39.2	1,138	172
Skoda Octavia 1.6FSI Classic 5d HB MP	199	T/A	NIL	49.32	42.8	1,042	158
Vauxhall Vectra 1.8i VVT SRi 5d MP	599	T/A	NIL	52.03	39.2	1,138	173
Volkswagen Passat 1.4 TSI 122 S 4d MP	749	T/A	122	52.25	42.8	1,042	157
Mazda 6 1.8 120 TS 5d MP	750	T/A	122	52.25	40.9	1,090	162
Ford New Mondeo 1.6 125 Edge 5d MP	750	T/A	121	52.25	38.2	1,167	177
Volvo S40 1.6 S 4d MP	849	T/A	16	T/A	39.8	1,121	169
Toyota Avensis 1.8 T2 5d HB MP	995	T/A	160	T/A	39.2	1,138	171
Volkswagen New Passat 1.9 S TDI 105 4d MP	999	T/A	165	T/A	50.4	985	148

FAMILY AUTOMATIC							
Skoda Octavia 1.9TDI PD Classic 5d DSG MP	2,466	T/A	1,634	T/A	47.9	1,037	156
Proton GEN-2 1.6 4d AT MP	1,250	T/A	420	T/A	42.2	1,057	160
Mazda 6 2.0 147 TS 5d AT MP	1,500	T/A	664	T/A	36.7	1,215	182
Volvo V70 2.4D 163 SE 5d Geartronic MP	1,999	T/A	1,162	T/A	38.2	1,300	195
Vauxhall Vectra Life 1.9CDTi Navigation 5d AT MP	2,189	T/A	1,349	T/A	40.9	1,214	186
Ford New Mondeo 2.3 161 Edge 5d AT MP	2,550	T/A	1,713	T/A	30.4	1,467	223



ESTATE							
Renault Megane ST Expression 1.5dCi 86 MP	895	T/A	59	T/A	64.2	773	117
Ford Focus 1.6TDCi 90 Style Est MP	550	T/A	NIL	51.70	62.7	792	118
Chevrolet Lacetti 1.8 SX Estate 5d AT MP	NIL	T/A	NIL	47.93	32.1	1,389	210
Ford Focus 1.8 125 Style 5d Est MP	150	T/A	NIL	48.95	40.3	1,107	167
Vauxhall Astra Life 1.8i 16v VVT AC AT Est MP	199	T/A	NIL	49.28	36.2	1,232	186
Peugeot 207 SW 1.4 VTI S 5d AC MP	199	T/A	NIL	49.32	44.8	995	150
Kia cee'd 1.6 GS 5d Est MP	245	T/A	NIL	49.63	43.5	1,025	154
Renault Megane ST Expression 1.6 VVT III MP	395	T/A	NIL	50.64	40.4	1,104	166
Skoda Fabia 1.1.2 12v HTP 70 Est MP	629	T/A	NIL	52.25	47.9	931	140
Volvo V50 1.6 S 5d MP	699	T/A	74	52.25	39.2	1,138	171
Volkswagen Passat 1.4 TSI 122 S Est MP	1,249	T/A	415	T/A	42.2	1,057	159
Volvo V70 2.4D 163 SE 5d MP	1,499	T/A	662	T/A	43.5	1,142	172

DIESEL This category represents a selection of good value diesels across different vehicle sizes. Other diesel vehicles are offered throughout this guide.							
Peugeot 207 HB 1.4HDI 70 S 5d AC MP	NIL	T/A	NIL	47.95	64.2	773	117
Volkswagen Golf V 1.9TDI S 105 3d HB MP	199	T/A	NIL	49.32	56.5	879	132
Vauxhall Zafira 1.9CDTi 120 Exclusiv MPV MP	799	T/A	172	52.25	47.1	1,054	159
Volkswagen New Passat 1.9 S TDI 105 4d MP	999	T/A	165	T/A	50.4	985	148
Hyundai Santa Fe 2.2CRTD GSI 5d 5st MP	1,999	T/A	1,163	T/A	38.7	1,283	191

T/A denotes Total Allowance – please see page 4 for more details

* Please see notes on page 4 for more details on Annual Fuel Cost calculation

This Car Price Guide is a selection of the best value cars from over 3,000 available on the Motability Contract Hire Scheme. For more information about other available models, please contact your local Motability dealer or visit our website, www.motability.co.uk



DLA Holders		WPMS Holders		Average mpg	Annual Fuel Cost*	CO ₂
Advance Payment £	Weekly Rental £	Advance Payment £	Weekly Rental £		£	

SMALL MPV							
Skoda Roomster 2 1.4TDI PD 5d 80 MP	NIL	46.75	NIL	46.68	55.4	896	135
Renault Grand Modus 1.2 16v 75 Expression 5d MP	415	T/A	NIL	50.81	47.8	933	140
Chevrolet Tacuma 1.6 SX MPV 5d MP	NIL	45.00	NIL	44.91	35.3	1,263	191
Skoda Roomster 2 1.6 5d 105 MP	NIL	46.75	NIL	46.68	40.4	1,104	167
Kia Carens 2.0 S 5st MPV 5d MP	NIL	T/A	NIL	47.95	33.6	1,327	201
Ford C-MAX 1.6 100 Style 5d MP	NIL	T/A	NIL	47.93	40.9	1,090	164
Citroen New Berlingo Multispace 1.6 16v 90 VTR MP	NIL	T/A	NIL	47.95	N/A	N/A	N/A
Daihatsu Materia 1.5 MPV 5d MP	NIL	T/A	NIL	47.95	39.2	1,138	169
Nissan Note 1.4 16v Acenta 5d MP	NIL	T/A	NIL	47.96	44.8	995	150
Fiat Doblo 1.3TD Multijet Active MP	NIL	T/A	NIL	47.95	51.4	966	145
Renault Kangoo 1.2 16v Authentique 75 MP	NIL	T/A	NIL	47.95	40.4	1,104	165
Vauxhall Zafira 1.6i 16v Exclusiv MPV MP	99	T/A	NIL	48.62	39.2	1,138	172
Vauxhall Meriva 1.4i 16v Club MPV AC MP	149	T/A	NIL	48.96	45.6	978	148
Mazda5 1.8 115 TS2 MPV 5d MP 08	295	T/A	NIL	49.97	37.2	1,199	179
Toyota Verso T2 1.8 5d MP	495	T/A	NIL	51.35	36.7	1,215	184
Citroen Grand C4 Picasso 1.8 125 VTR+ 7st MP	695	T/A	67	52.25	35.3	1,263	190
Citroen Grand C4 Picasso 1.6HDi VTR+ 7st MP	795	T/A	166	52.25	47.9	1,037	155
Vauxhall Zafira 1.9CDTi 120 Exclusiv MPV MP	799	T/A	172	52.25	47.1	1,054	159
Ford C-MAX 2.0TD 136 Zetec 5d MP	950	T/A	111	T/A	48.7	1,020	154

LARGE MPV							
Ford S-MAX 1.8TD 125 [6] Zetec 5d 7st MP	1,950	T/A	1,115	T/A	45.6	1,089	164
Volkswagen Caddy Maxi 1.9TD 104 Life MP	2,175	T/A	1,345	T/A	44.8	1,108	166
Citroen Dispatch 1.6HDi 90 LIH1 6st MP	1,795	T/A	960	T/A	N/A	N/A	N/A
Ford S-MAX 2.0 145 Zetec 5d 7st MP	1,950	T/A	1,114	T/A	34.9	1,278	194
Fiat Scudo Panorama 2.0 Multijet 140 L1 8st MP	2,455	T/A	1,625	T/A	38.2	1,300	196
Ford Galaxy 1.8TD 125 [6] Edge MP	2,750	T/A	1,915	T/A	44.8	1,108	166
Kia Sedona 2.7 GS 5d 7st MP	3,095	T/A	2,262	T/A	26.4	1,689	255
Peugeot 807 MPV 2.0 S 7st MP	3,767	T/A	2,937	T/A	31.3	1,425	213
Mercedes-Benz Dualiner 2.1 CDI Comfort 6st AC MP	3,857	T/A	3,027	T/A	N/A	N/A	N/A
Mitsubishi Grandis 2.0TD Equipe 5d MPV MP	3,891	T/A	3,061	T/A	42.8	1,160	176
Volkswagen Transporter Shuttle 1.9TD S 84 SWB MP	3,999	T/A	3,162	T/A	N/A	N/A	N/A

4X4							
Fiat Panda 1.2 4x4 HB 5d MP	NIL	T/A	NIL	47.96	42.8	1,042	156
Skoda Octavia 1.9TDI PD 4x4 Est MP	3,376	T/A	2,544	T/A	47.1	1,054	159
Daihatsu Terios 1.5 S SW 5d MP	1,495	T/A	661	T/A	35.8	1,246	185
Hyundai Santa Fe 2.2CRTD GSI 5d 5st MP	1,999	T/A	1,163	T/A	38.7	1,283	191
Suzuki Grand Vitara 1.9DDi S Est 3d MP	2,000	T/A	1,170	T/A	38.7	1,283	190
Vauxhall Antara 2.0CDTi 16v E SW 5d MP 07	2,499	T/A	1,662	T/A	37.2	1,335	198
Sportage 2.0CRDi XE 2wd 5d AT MP	2,695	T/A	1,863	T/A	35.3	1,407	210
Chevrolet Captiva 2.0CDTi LS 5st 5d MP	2,949	T/A	2,115	T/A	37.1	1,338	197
Nissan X-Trail 2.0dCi 150 Trek 5d MP	2,999	T/A	2,165	T/A	39.8	1,248	190
Honda CR-V 2.2i-CTDi SE MP	3,499	T/A	2,667	T/A	43.5	1,142	173
Mitsubishi Outlander 2.0DI-D Equipe MP	3,655	T/A	2,825	T/A	42.8	1,160	174
Toyota RAV4 2.2D-4D XT-R 5d MP	3,695	T/A	2,864	T/A	42.8	1,160	173

Competitive Offers by Manufacturer

DLA Holders		WPMS Holders		Average mpg	Annual Fuel Cost*	CO ₂
Advance Payment £	Weekly Rental £	Advance Payment £	Weekly Rental £		£	

ALFA ROMEO T 00800 2532 0000 • www.alfaromeo.co.uk

147 1.6 TS Turismo 3d MP	3,168	T/A	2,338	T/A	N/A	N/A	N/A
159 1.8 MPI Lusso 4d MP	4,563	T/A	3,733	T/A	37.2	1,199	179
Brera 2.2JTS SV Coupe 3d MP	4,335	T/A	3,505	T/A	30.7	1,453	218
Spider 2.2JTS Cnv 2d MP	6,717	T/A	5,887	T/A	30.7	1,453	218

AUDI T 0870 2415663 • www.audi.co.uk

A3 1.6 3d MP	999	T/A	168	T/A	41.5	1,075	162
A3 1.6 SB 5d MP	1,299	T/A	468	T/A	40.9	1,090	164
A3 1.6 3d S Tronic MP	1,799	T/A	968	T/A	42.2	1,057	159
A3 Cabriolet 1.9TDI MP	5,363	T/A	4,533	T/A	55.4	896	134
A4 1.8T FSI 120 4d MP	5,659	T/A	4,829	T/A	39.8	1,121	169
A4 Avant 2.0TDI 143 S line 5d MP	8,791	T/A	7,961	T/A	49.6	1,001	143

BMW T 0800 325 600 • www.bmw.co.uk

116i ES 5d HB [122] MP	1,199	T/A	366	T/A	48.7	916	139
116i SE 5d HB [122] MP	1,599	T/A	766	T/A	48.7	916	139
116i M Sport 5d HB [122] MP	1,899	T/A	1,066	T/A	48.7	916	139
318i ES 4d [143] MP	2,999	T/A	2,166	T/A	47.9	931	142
318i SE 5d Touring [143] MP	3,299	T/A	2,466	T/A	47.1	947	144



CHEVROLET T 0800 309 903 • www.chevrolet.co.uk/motability

Matiz 0.8 S HB 5d MP	NIL	36.99	NIL	36.94	54.3	821	119
Matiz 0.8 SE HB 5d AT MP	NIL	42.99	NIL	42.93	49.6	899	132
Aveo 1.2 S 3d AC MP	NIL	40.50	NIL	40.44	51.4	868	132
Aveo 1.2 S 5d MP	NIL	42.50	NIL	42.43	51.4	868	132
Aveo 1.4 LT 5d AT MP	NIL	T/A	NIL	47.95	44.1	1,011	152
Lacetti 1.4 SE AC HB 5d MP	NIL	44.99	NIL	44.91	39.2	1,138	171
Lacetti 1.6 SX HB 5d AT MP	NIL	T/A	NIL	47.93	34.9	1,278	195
Lacetti 1.8 SX Est 5d AT MP	NIL	T/A	NIL	47.93	32.1	1,389	210
Tacuma 1.6 SX MPV 5d MP	NIL	45.00	NIL	44.91	35.3	1,263	191
Captiva 2.0CDTi LS 5st 5d MP	2,949	T/A	2,115	T/A	37.1	1,338	197

T/A denotes Total Allowance – please see page 4 for more details

* Please see notes on page 4 for more details on Annual Fuel Cost calculation



This Car Price Guide is a selection of the best value cars from over 3,000 available on the Motability Contract Hire Scheme. For more information about other available models, please contact your local Motability dealer or visit our website, www.motability.co.uk

DLA Holders		WPMS Holders		Average mpg	Annual Fuel Cost*	CO ₂
Advance Payment £	Weekly Rental £	Advance Payment £	Weekly Rental £		£	

CITROËN		T 08457 511 611 • www.citroen.co.uk/motability					
C1 1.0i Vibe 5d HB MP	NIL	41.50	NIL	41.44	61.4	726	108
C2 1.1i Cachet 3d HB MP	NIL	46.75	NIL	46.68	48.7	916	138
C2 2 1.6i 16v VTS 3d HB E4 MP	NIL	T/A	NIL	47.94	40.9	1,090	163
C3 1.1i Vibe 5d HB MP	NIL	45.50	NIL	45.43	47.1	947	143
C3 1.4i 90 Exclusive 5d HB MP	NIL	T/A	NIL	47.94	45.6	978	148
C3 1.6i 110 Exclusive AT 5d HB MP	195	T/A	NIL	49.28	39.2	1,138	172
New Berlingo Multispace 1.6 16v 90 VTR MP	NIL	T/A	NIL	47.95	N/A	N/A	N/A
C4 1.6i 16v SX 5d HB E4 MP	NIL	T/A	NIL	47.93	39.8	1,121	169
C4 1.6i 16v SX AT 5d HB E4 MP	NIL	T/A	NIL	47.92	37.2	1,199	180
C4 1.6i 16v VTR+ Cpe 3d E4 MP	199	T/A	NIL	49.29	39.8	1,121	169
C4 1.6HDi 16v 92 SX HB 5d MP	295	T/A	NIL	49.96	60.1	826	120
C4 Picasso 1.8 16v 125 VTR+ 5st MP	1,145	T/A	310	T/A	35.3	1,263	190
C4 Picasso 1.6HDi 16v 110 VTR+ 5st MP	1,295	T/A	459	T/A	47.9	1,037	155
Grand C4 Picasso 1.8 125 VTR+ 7st MP	695	T/A	67	52.25	35.3	1,263	190
Grand C4 Picasso 1.6 HDi VTR+ 7st MP	795	T/A	166	52.25	47.9	1,037	155
Grand C4 Picasso 1.6 HDi EGS VTR+ 7st MP	995	T/A	158	T/A	49.6	1,001	150
New C5 1.6 HDi 16v 110 SX 4d MP	2,495	T/A	1,662	T/A	50.4	985	149
Dispatch 1.6HDi 90 LIH1 6st MP	1,795	T/A	960	T/A	N/A	N/A	N/A
C8 2.0HDi 16v 120 SX 8st MP	4,601	T/A	3,771	T/A	40.9	1,214	182
C-Crosser 2.2HDi 156 VTR+ 5d MP	4,600	T/A	3,766	T/A	39.2	1,267	191

DAIHATSU		T 0870 240 0848 • www.daihatsu.co.uk					
Copen 1.3 Roadster 2d Leather MP	1,125	T/A	295	T/A	47.1	947	140
Materia 1.5 MPV 5d MP	NIL	T/A	NIL	47.95	39.2	1,138	169
Sirion 1.0 S 5d MP	NIL	T/A	NIL	47.97	56.5	789	118
Sirion 1.3 SE 5d AT MP	NIL	T/A	NIL	47.96	44.1	1,011	151
Terios 1.5 SE SW 5d AT MP	1,995	T/A	1,161	T/A	33.6	1,327	201

FIAT		T 00800 3428 0000 • www.fiat.co.uk/mobility					
Panda 1.1 Active 5d HB MP 05	NIL	35.85	NIL	35.81	49.6	899	135
Panda 1.2 Eleganza 5d Seq MP 05	NIL	43.13	NIL	43.06	52.3	853	127
500 1.2 POP Special 3d AC	302	T/A	NIL	50.05	55.4	805	119
500 1.2 LOUNGE Special 3d	983	T/A	153	T/A	55.4	805	119
Grande Punto 1.4 Eleganza 5d MP 07	NIL	T/A	NIL	47.95	47.9	931	139
Grande Punto 1.4 Eleganza Dualogic 5d MP 07	NIL	T/A	NIL	47.94	49.6	899	134
Grande Punto 1.3 Multijet 75 16v Dynamic 5d MP 07	50	T/A	NIL	48.29	62.8	791	119
Grande Punto 1.4 16v Dynamic Sport 3d MP 07	200	T/A	NIL	49.32	47.1	947	142
Sedici 1.6 16v Dynamic 4x4 5d MP	918	T/A	88	T/A	39.8	1,121	173
Bravo 1.4 Active 5d MP	NIL	T/A	NIL	47.94	42.2	1,057	158
Bravo 1.6TD Multijet 105 Active 5d MP	542	T/A	NIL	51.70	57.6	862	129
Doblo 1.4 8v Dynamic 5d MP	NIL	T/A	NIL	47.95	38.2	1,167	174
Doblo 1.3TD Multijet Active MP	NIL	T/A	NIL	47.95	51.4	966	145
Multipia 1.6 Dynamic Family MP	1,325	T/A	495	T/A	32.8	1,360	204
Scudo Panorama 2.0 Multijet 140 L1 8st MP	2,455	T/A	1,625	T/A	38.2	1,300	196

DLA Holders		WPMS Holders		Average mpg	Annual Fuel Cost*	CO ₂
Advance Payment £	Weekly Rental £	Advance Payment £	Weekly Rental £		£	

FORD								T 0845 6040 019 • www.ford.co.uk/motability
Ka 1.3 70 Zetec Climate 3d HB MP	NIL	T/A	NIL	47.96	43.5	1,025	154	
Fiesta 1.6 100 Style Climate 5d AT MP	NIL	T/A	NIL	47.94	38.2	1,167	176	
Fiesta 1.4 80 Ghia 5d MP	200	T/A	NIL	49.31	45.6	978	147	
Fusion 1.4 80 Style Climate MP	NIL	T/A	NIL	47.94	43.5	1,025	154	
Fusion 1.6 100 Zetec Climate AT MP	100	T/A	NIL	48.62	37.2	1,199	181	
Focus 1.6 100 Style 5d HB MP	NIL	T/A	NIL	47.92	42.2	1,057	159	
Focus 1.6 100 Zetec 5d HB MP	150	T/A	NIL	48.95	42.2	1,057	159	
Focus 1.6 100 Style AT 5d HB MP	400	T/A	NIL	50.67	36.7	1,215	184	
Focus 1.8TDCi 115 Zetec 5d HB MP	550	T/A	NIL	51.70	54.2	916	137	
Focus 2.0TD 136 Zetec PowerShift 5d MP	1,450	T/A	612	T/A	48.6	1,022	154	
C-MAX 1.6 100 Style 5d MP	NIL	T/A	NIL	47.93	40.9	1,090	164	
C-MAX 1.6 100 Zetec 5d MP	150	T/A	NIL	48.95	40.9	1,090	164	
C-MAX 2.0 145 Zetec 5d AT MP	750	T/A	118	52.25	34.9	1,278	194	
C-MAX 1.8TD 115 Zetec 5d MP	550	T/A	NIL	51.70	52.3	949	143	
Mondeo 1.6 125 Edge 5d MP	750	T/A	121	52.25	38.2	1,167	177	
Mondeo 2.0 145 Zetec 5d MP	1,250	T/A	413	T/A	35.8	1,246	189	
S-MAX 1.8TD 125 [6] Zetec 5d 7st MP	1,950	T/A	1,115	T/A	45.6	1,089	164	
S-MAX 1.8TD 125 [6] Titanium 5d 7st MP	2,450	T/A	1,614	T/A	45.6	1,089	164	
Galaxy 1.8TD 125 [6] Edge MP	2,750	T/A	1,915	T/A	44.8	1,108	166	
Galaxy 1.8TD 125 [6] Zetec 7st MP	2,900	T/A	2,064	T/A	44.8	1,108	166	



HONDA								T 0845 200 8000 • www.honda.co.uk
Jazz 1.2i-DSI S HB 5d MP	NIL	T/A	NIL	47.97	51.4	868	129	
Jazz 1.4i-DSI SE HB 5d MP	NIL	T/A	NIL	47.96	48.7	916	137	
Jazz 1.4i-DSI SE HB SR 5d MP	299	T/A	NIL	50.02	48.7	916	137	
Jazz 1.4i-DSI Sport HB 5d MP	599	T/A	NIL	52.08	48.7	916	137	
Jazz 1.4i-DSI SE HB 5d CVT MP	599	T/A	NIL	52.08	47.9	931	139	
Civic 1.4i-DSI SE HB 5d MP	499	T/A	NIL	51.38	47.9	931	139	
Civic 1.8i-VTEC SE HB 5d MP	799	T/A	174	52.25	44.1	1,011	152	
Civic 1.4i-DSI SE i-Shift 5d MP	899	T/A	66	T/A	47.9	931	139	
Civic 2.2i-CTDi SE HB 5d MP	1,299	T/A	466	T/A	55.4	896	135	
CR-V 2.0i-VTEC SE MP	2,999	T/A	2,167	T/A	34.9	1,278	192	

HYUNDAI								T 0800 981 981 • www.hyundai-car.co.uk
Getz 1.1 GSi HB 3d MP	NIL	45.88	NIL	45.82	51.4	868	130	
Getz 1.4 GSi HB 5d AT MP	NIL	46.75	NIL	46.68	42.2	1,057	159	
i30 1.6CRDi Style 5d HB MP	799	T/A	172	52.25	60.1	826	125	
i30 1.6CRDi Premium 5d HB AT MP	1,149	T/A	313	T/A	47.9	1,037	155	
Coupe 1.6 SIII Coupe 3d MP	399	T/A	NIL	50.68	37.2	1,199	182	
Coupe 2.0 SIII Coupe 3d MP	699	T/A	70	52.25	35.3	1,263	193	
Coupe 2.0 SIII Coupe 3d AT MP	799	T/A	169	52.25	33.2	1,343	203	
Santa Fe 2.2CRTD GSI 5d 5st MP	1,999	T/A	1,163	T/A	38.7	1,283	191	
Santa Fe 2.2CRTD CDX 5st MP	3,199	T/A	2,363	T/A	38.7	1,283	191	
Santa Fe 2.2CRTD GSI 7st AT MP	2,999	T/A	2,162	T/A	34.4	1,444	218	

T/A denotes Total Allowance – please see page 4 for more details

* Please see notes on page 4 for more details on Annual Fuel Cost calculation

This Car Price Guide is a selection of the best value cars from over 3,000 available on the Motability Contract Hire Scheme. For more information about other available models, please contact your local Motability dealer or visit our website, www.motability.co.uk

DLA Holders		WPMS Holders		Average mpg	Annual Fuel Cost*	CO ₂
Advance Payment £	Weekly Rental £	Advance Payment £	Weekly Rental £		£	



JAGUAR							T 0845 6034531 • www.jaguar.co.uk
X-TYPE 2.0DCI S 4d MP 09	5,699	T/A	4,866	T/A	49.1	1,011	149
X-TYPE 2.0DCI SE 4d MP 09	8,699	T/A	7,867	T/A	49.1	1,011	149
X-TYPE 2.0DCI Sport Premium 4d MP 09	9,899	T/A	9,067	T/A	49.1	1,011	149
X-TYPE 2.0DCI S Est MP 09	5,699	T/A	4,866	T/A	48.5	1,024	154
X-TYPE 2.0DCI SE Est MP 09	8,699	T/A	7,866	T/A	48.5	1,024	154

KIA							T 0800 775777 • www.kia.co.uk
Picanto 3 1.1 5d MP	NIL	46.75	NIL	46.69	53.3	837	126
Carens 2.0 S 5st MPV 5d MP	NIL	T/A	NIL	47.95	33.6	1,327	201
Carens 2.0 GS 5st MPV 5d MP	495	T/A	NIL	51.35	33.6	1,327	201
cee'd 1.6 GS HB 5d MP	NIL	T/A	NIL	47.95	44.1	1,011	152
cee'd 1.6 GS 5d Est MP	245	T/A	NIL	49.63	43.5	1,025	154
cee'd 1.6 GS HB 5d AT MP	245	T/A	NIL	49.62	40.9	1,090	165
Sedona 2.7 GS 5d 7st MP	3,095	T/A	2,262	T/A	26.4	1,689	255
New Sorento 2.5CRDi XE SW 5d MP	3,195	T/A	2,361	T/A	35.8	1,387	209
Sportage 2.0CRDi XE 2wd 5d AT MP	2,695	T/A	1,863	T/A	35.3	1,407	210

LANDROVER							T 0845 601 3039 • www.landrover.co.uk
Freelander 2 2.2TD4 S 5d MP 09	3,999	T/A	3,166	T/A	37.7	1,317	194
Freelander 2 2.2TD4 S 5d AT MP 09	4,999	T/A	4,167	T/A	33.2	1,496	224
Defender 90 2.4TDi SW 3d MP	6,499	T/A	5,668	T/A	N/A	N/A	N/A
Discovery 3 2.7TD V6 GS 7st 5d MP 09	7,999	T/A	7,166	T/A	30.7	1,617	244
Range Rover Sport 2.7TD V6 S AT MP 09	POA	T/A	POA	T/A	28.3	1,755	265

LEXUS							T 0845 6050155 • www.lexus.co.uk
IS 220d 4d MP	4,848	T/A	4,018	T/A	44.8	1,108	168
IS 220d SE 4d MP	5,876	T/A	5,046	T/A	44.8	1,108	168
IS 250 4d MP	5,865	T/A	5,035	T/A	28.8	1,548	231
IS 250 4d AT MP	6,191	T/A	5,361	T/A	31.0	1,439	214
IS 250 SE 4d MP	6,893	T/A	6,063	T/A	28.8	1,548	231

MAZDA							T 08457 484848 • www.mazda.co.uk
Mazda2 1.3 TS AC 5d MP	NIL	46.75	NIL	46.70	52.3	853	129
Mazda2 1.3 TS2 HB 5d MP	195	T/A	NIL	49.31	52.3	853	129
Mazda3 1.6 Takara 5d MP	NIL	T/A	NIL	47.94	40.9	1,090	162
Mazda3 1.6 Takara 5d AT MP	NIL	T/A	NIL	47.94	36.2	1,232	183
Mazda5 1.8 115 TS2 MPV 5d MP 08	295	T/A	NIL	49.97	37.2	1,199	179
Mazda6 1.8 120 TS 5d MP	750	T/A	122	52.25	40.9	1,090	162
Mazda6 2.0 147 TS 5d MP	850	T/A	15	T/A	39.8	1,121	168
Mazda6 2.0 147 TS Est 5d MP	1,250	T/A	415	T/A	39.2	1,138	171
MX-5 1.8 Cnv 2d option pack MP	995	T/A	161	T/A	38.7	1,152	174

DLA Holders		WPMS Holders		Average mpg	Annual Fuel Cost*	CO ₂
Advance Payment £	Weekly Rental £	Advance Payment £	Weekly Rental £		£	

MERCEDES-BENZ				T 0845 601 2094 • www.mercedesbenz.co.uk/motability			
New A150 Classic SE 5d MP	750	T/A	123	52.25	45.6	978	148
New A160 CDI Classic SE 5d MP	1,024	T/A	194	T/A	57.6	862	128
New A150 Classic SE 5d AT MP	1,680	T/A	850	T/A	42.8	1,042	157
New A150 Avantgarde SE 5d MP	1,566	T/A	736	T/A	45.6	978	148
A160 CDI Classic SE 5d AT MP	1,949	T/A	1,119	T/A	52.3	949	142
B150 MP	3,471	T/A	2,641	T/A	42.8	1,042	158
B180 CDI AT MP	5,305	T/A	4,475	T/A	47.9	1,037	157
C200 CDI SE 4d MP	8,291	T/A	7,461	T/A	47.9	1,037	156
C180K SE 5d Est AT MP	9,293	T/A	8,463	T/A	34.9	1,278	192
Viano 2.0 CDI Trend SWB 5d MP	7,892	T/A	7,062	T/A	31.7	1,566	235

MERCEDES-BENZ COMMERCIALS				T 0845 602 5248 • www.mercedesbenz.co.uk			
Traveliner 2.1 109 CDI LWB AC 8st MP	4,436	T/A	3,606	T/A	N/A	N/A	N/A
Traveliner 2.1 111 CDI LWB AT AC 8st MP	6,240	T/A	5,409	T/A	N/A	N/A	N/A
Dualiner 2.1 CDI Comfort 6st AC MP	3,857	T/A	3,027	T/A	N/A	N/A	N/A
Dualiner 2.1 CDI 111 Comfort 6st AT AC MP	5,756	T/A	4,926	T/A	N/A	N/A	N/A
Dualiner 2.1 CDI 115 E LWB Comfort 6st AT AC MP	6,878	T/A	6,048	T/A	N/A	N/A	N/A



MINI				T 0800 0836464 • www.mini.co.uk			
New MINI 1.4 One 3d AC	799	T/A	176	52.25	53.3	837	128
New MINI 1.4 One 3d AC MP	1,072	T/A	242	T/A	53.3	837	128
New MINI 1.6 Cooper 3d AC	1,658	T/A	828	T/A	52.3	853	129
Clubman 1.6 Cooper 5d AC	1,232	T/A	402	T/A	51.4	868	132
Clubman 1.6 Cooper Pepper 5d AC	1,822	T/A	992	T/A	51.4	868	132

MITSUBISHI				T 01285 655 777 • www.mitsubishi-cars.co.uk			
Colt 1.1 CZ1 74bhp HB 3d AC MP	NIL	43.82	NIL	43.77	51.4	868	130
Colt 1.1 CZ1 74bhp HB 5d AC MP	NIL	46.75	NIL	46.68	51.4	868	130
Colt 1.3 CZ2 HB 5d MP	NIL	T/A	NIL	47.96	47.1	947	143
Colt 1.3 CZ2 HB 5d AT MP	NIL	T/A	NIL	47.95	48.7	916	138
Colt 1.5Di-D CZ2 HB 5d MP	NIL	T/A	NIL	47.95	58.9	843	126
Colt 1.5Di-D CZ2 HB 5d AT MP	NIL	T/A	NIL	47.95	61.4	809	121
Grandis 2.4 Classic MPV 5d AT MP	4,040	T/A	3,210	T/A	28.2	1,581	237
Outlander 2.0DI-D Equippe MP	3,655	T/A	2,825	T/A	42.8	1,160	174
Outlander 2.0DI-D Warrior MP	4,803	T/A	3,973	T/A	40.9	1,214	183
Shogun 3.2DI-DC Elegance 5d AT MP	9,339	T/A	8,509	T/A	21.6	2,299	280

T/A denotes Total Allowance – please see page 4 for more details

* Please see notes on page 4 for more details on Annual Fuel Cost calculation



This Car Price Guide is a selection of the best value cars from over 3,000 available on the Motability Contract Hire Scheme. For more information about other available models, please contact your local Motability dealer or visit our website, www.motability.co.uk

DLA Holders		WPMS Holders		Average mpg	Annual Fuel Cost*	CO ₂
Advance Payment £	Weekly Rental £	Advance Payment £	Weekly Rental £		£	

NISSAN								T 0800 731 9633 • www.nissan.co.uk
Micra 1.2 16v 79 Tekna 3d MP	NIL	44.50	NIL	44.43	47.9	931	139	
Micra 1.4 16v Tekna 5d MP	NIL	45.00	NIL	44.93	44.8	995	154	
Micra 1.6 16v 160 SR 5d MP	NIL	T/A	NIL	47.95	42.8	1,042	158	
Micra 1.4 16v Active Luxury 5d MP	NIL	T/A	NIL	47.96	44.8	995	154	
Micra 1.4 16v Active Luxury 3d AT MP	NIL	T/A	NIL	47.95	41.5	1,075	163	
Micra 1.5dCi 86 Tekna 5d MP	195	T/A	NIL	49.29	61.4	809	120	
Micra C+C 1.4 16v Visia 2d MP	NIL	T/A	NIL	47.95	42.8	1,042	158	
Micra C+C 1.4 16v Active Luxury Cabriolet 2d MP	599	T/A	NIL	52.07	42.8	1,042	158	
Note 1.4 16v Acenta 5d MP	NIL	T/A	NIL	47.96	44.8	995	150	
Note 1.6 16v Acenta 5d AT MP	199	T/A	NIL	49.32	41.5	1,075	159	
Note 1.6 16v Tekna 5d AT MP	299	T/A	NIL	50.00	41.5	1,075	159	
Qashqai 2.0 Acenta 2WD MP	1,450	T/A	616	T/A	34.9	1,278	192	
Qashqai 2.0dCi Visia 2WD MP	1,750	T/A	917	T/A	42.8	1,160	174	
Qashqai 2.0 Acenta 2WD CVT MP	1,799	T/A	964	T/A	35.8	1,246	189	
Qashqai 2.0 Tekna 2WD MP	1,999	T/A	1,164	T/A	34.9	1,278	192	
Qashqai 2.0 Tekna 2WD CVT MP	2,350	T/A	1,515	T/A	35.8	1,246	189	
X-Trail 2.0dCi 150 Trek 5d MP	2,999	T/A	2,165	T/A	39.8	1,248	190	
X-Trail 2.0dCi 150 Sport 5d MP	4,399	T/A	3,566	T/A	39.8	1,248	190	
X-Trail 2.0dCi 150 Sport 5d AT MP	4,699	T/A	3,866	T/A	34.9	1,423	216	
X-Trail 2.0dCi 150 Aventura Explorer 5d MP	5,899	T/A	5,066	T/A	39.8	1,248	190	

PEUGEOT								T 08459 455 466 • www.peugeot.co.uk
107 1.0 Urban 3d MP	NIL	T/A	NIL	47.97	61.4	726	109	
107 1.0 Urban 5d MP	NIL	T/A	NIL	47.97	61.4	726	109	
107 1.0 Urban 2Tron 5d MP	NIL	T/A	NIL	47.97	61.4	726	109	
207 HB 1.4HDI 70 S 5d AC MP	NIL	T/A	NIL	47.95	64.2	773	117	
207 HB 1.4 8v S 5d AC MP	NIL	T/A	NIL	47.96	44.8	995	150	
207 1.4 VTI 95 S 5d HB MP	99	T/A	NIL	48.63	46.3	963	145	
207 1.4 VTI 95 Sport 3d HB MP	199	T/A	NIL	49.32	46.3	963	145	
207 HB 1.6HDI 90 S 3dMP	199	T/A	NIL	49.32	64.2	773	117	
207 1.6 VTI 120 Sport 3d HB AT MP	399	T/A	NIL	50.69	40.3	1,107	167	
308 HB 1.4 VTI 95 S 3d MP	49	T/A	NIL	48.28	43.5	1,025	155	
308 HB 1.4 VTI 95 S 5d MP	49	T/A	NIL	48.28	43.5	1,025	155	
308 HB 1.6 VTI 120 S 3d MP	149	T/A	NIL	48.96	42.2	1,057	159	
308 HB 1.6 VTI 120 S 5d MP	249	T/A	NIL	49.65	42.2	1,057	159	
308 HB 1.6HDi 90 S 3d MP	399	T/A	NIL	50.68	62.8	791	120	
308 1.6 VTi S 5d AT HB MP	699	T/A	71	52.25	38.7	1,152	174	
207 SW 1.4 VTI S 5d AC MP	199	T/A	NIL	49.32	44.8	995	150	
307 SW 1.6 S MP	737	T/A	108	52.25	36.7	1,215	178	
Partner Combi Escapade 1.6HDi 90 MP	599	T/A	NIL	52.06	53.3	932	140	

PROTON								T 0800 0521 521 • www.proton.co.uk
Savvy 1.2 5dr Style MP	NIL	46.75	NIL	46.70	49.6	899	134	
Savvy 1.2 5dr Style AMT MP	NIL	T/A	NIL	47.97	49.6	899	134	
Satria Neo 1.6 GSX 3d HB MP	543	T/A	NIL	51.71	42.8	1,042	157	
GEN-2 1.6 4d MP	750	T/A	128	52.25	42.8	1,042	157	
GEN-2 1.6 GLS ABS MP	NIL	T/A	NIL	47.96	39.2	1,138	172	

DLA Holders		WPMS Holders		Average mpg	Annual Fuel Cost*	CO ₂
Advance Payment £	Weekly Rental £	Advance Payment £	Weekly Rental £		£	

RENAULT								T 0800 387 626 • www.renault.co.uk
Twingo GT 1.2 TCE 100 3d MP	NIL	T/A	NIL	47.97	47.8	933	140	
Clio 1.2 16v 75 Expression 5d AC MP	NIL	T/A	NIL	47.96	47.9	931	139	
Clio 1.2 Campus Sport i-music II 3d AC MP	NIL	T/A	NIL	47.95	47.9	931	142	
Clio 1.2T 100 TCE Dynamique 5d AC MP	495	T/A	NIL	51.36	48.7	916	137	
Modus II 1.2 16v 75 Expression 5d AC MP	195	T/A	NIL	49.30	47.8	933	140	
Grand Modus 1.2 16v 75 Expression 5d MP	415	T/A	NIL	50.81	47.8	933	140	
Megane HB Expression 1.6 VVT 111 MP	595	T/A	NIL	52.03	40.9	1,090	164	
Megane HB Dynamique 1.6 VVT 111 MP	695	T/A	66	52.25	40.9	1,090	164	
Megane HB Dynamique 1.6 VVT 111 AT MP	1,245	T/A	409	T/A	36.7	1,215	184	
Megane ST Expression 1.6 VVT 111 MP	395	T/A	NIL	50.64	40.4	1,104	166	
Megane ST Expression 1.6 VVT 111 AT MP	945	T/A	108	T/A	36.7	1,215	184	
Megane ST Dynamique 1.6 VVT 111 AT MP	1,545	T/A	708	T/A	36.7	1,215	184	
Kangoo 1.2 16v Authentique 75 MP	NIL	T/A	NIL	47.95	40.4	1,104	165	
Scenic 1.4 16v 100 Extreme 5d MP	1,125	T/A	290	T/A	38.2	1,167	173	
Scenic 1.6 VVT Dynamique AT MP	1,795	T/A	957	T/A	35.3	1,263	191	
New Laguna ST 1.5dCi 110 Expression MP	2,500	T/A	1,666	T/A	56.5	879	133	
New Laguna HB 1.5dCi 110 Dynamique 5d MP	2,600	T/A	1,766	T/A	57.6	862	130	
Grand Scenic 1.6 VVT 111 Extreme 5st MP	1,145	T/A	309	T/A	36.2	1,232	185	
Espace 2.0dCi 130 Dynamique 5d MP	5,385	T/A	4,549	T/A	39.2	1,267	191	
Grand Espace 2.0dCi 150 Dynamique 5d 7st MP	5,470	T/A	4,633	T/A	38.2	1,300	196	

SAAB								T 0800 612 0895 • www.saabinformation.co.uk/motability
New 9-3 1.8i Linear SE Sport Wagon 5d MP	3,549	T/A	2,712	T/A	36.2	1,232	185	
New 9-3 1.8i Linear SE 4d MP	3,649	T/A	2,812	T/A	36.7	1,215	183	
New 9-3 1.8t Linear SE Sport Wagon AT MP	4,399	T/A	3,561	T/A	31.7	1,407	214	
New 9-3 1.8t Linear SE AT 4d MP	4,549	T/A	3,711	T/A	33.2	1,343	205	
New 9-3 1.8t Linear SE Cnv AT MP	6,999	T/A	6,165	T/A	29.1	1,533	233	

SEAT								T 0500 222 222 • www.seat.co.uk
Ibiza 1.4 Sportrider 3d MP	NIL	T/A	NIL	47.97	N/A	N/A	N/A	
Leon 1.6 Reference 102 5d MP	249	T/A	NIL	49.67	37.2	1,199	180	
Altea 1.6 Reference 102 5d MP	489	T/A	NIL	51.34	36.7	1,215	185	
Altea XL 1.6 Reference 5d MP	499	T/A	NIL	51.39	36.7	1,215	187	



For details on new Ibiza, please contact your local dealer

SKODA								T 08457 745 745 • www.skoda.co.uk
Fabia 1.4 16v 85 2 5d HB MP	NIL	46.75	NIL	46.69	43.5	1,025	155	
Fabia 1.4TDI PD 80 1 5d HB MP	95	T/A	NIL	48.62	61.4	809	120	
Fabia 1.2 Sport 5d HB MP	95	T/A	NIL	48.62	47.9	931	140	
Fabia 1.4TDI 80 Greenline 5d HB MP	595	T/A	NIL	52.06	68.9	721	109	
Octavia 1.6 FSI Classic 5d HB MP	199	T/A	NIL	49.32	42.8	1,042	158	
Octavia 1.6 FSI Classic 5d Est MP	699	T/A	74	52.25	42.8	1,042	158	
Roomster 1.4TDI PD 5d 70 MP	NIL	43.53	NIL	43.47	53.3	932	139	
Roomster 2 1.4 5d 85 MP	NIL	46.75	NIL	46.69	41.5	1,075	162	
Roomster 2 1.4TDI PD 5d 80 MP	NIL	46.75	NIL	46.68	55.4	896	135	
Roomster 2 1.6 16v 105 5d TIP MP	NIL	T/A	NIL	47.96	36.7	1,215	185	

T/A denotes Total Allowance – please see page 4 for more details

* Please see notes on page 4 for more details on Annual Fuel Cost calculation

This Car Price Guide is a selection of the best value cars from over 3,000 available on the Motability Contract Hire Scheme. For more information about other available models, please contact your local Motability dealer or visit our website, www.motability.co.uk



DLA Holders		WPMS Holders		Average mpg	Annual Fuel Cost*	CO ₂
Advance Payment £	Weekly Rental £	Advance Payment £	Weekly Rental £		£	

SMART T 0845 600 1662 • www.thesmart.co.uk							
fortwo 1.0 71 Pulse Coupe AT MP	NIL	T/A	NIL	47.97	60.1	742	112
fortwo Coupe 1.0 Passion 71 AT MP	NIL	46.75	NIL	46.69	60.1	742	112
fortwo Coupe 1.0 Passion 84 AT MP	NIL	T/A	NIL	47.97	57.6	774	116
fortwo 1.0 Pulse 71 Cnv AT MP	999	T/A	168	T/A	57.6	774	116
fortwo 1.0 Passion Cnv 84 AT MP	1,199	T/A	368	T/A	57.6	774	116

SSANGYONG T 0845 456 4056 • www.ssangyonggb.co.uk							
Kyron 2.0TD EX 5d MP	4,474	T/A	3,644	T/A	37.7	1,317	191
Kyron 2.0TD EX 5d AT MP	5,334	T/A	4,504	T/A	32.5	1,528	222
Kyron 2.7TD SPR 5d AT MP	5,744	T/A	4,914	T/A	29.7	1,672	242
Rodius 2.7TD 270 S 5d MP	3,663	T/A	2,833	T/A	32.1	1,547	223
Rodius 2.7TD 270 EX 5d AT MP	5,792	T/A	4,962	T/A	28.8	1,724	250

SUZUKI T 0500 011 959 • www.suzuki4.co.uk							
Swift 1.3 GL 3d MP	NIL	44.12	NIL	44.07	48.7	916	140
Swift 1.5 GLX 5d MP	NIL	T/A	NIL	47.97	45.6	979	150
SX4 1.6 GLX HB 5d MP	NIL	T/A	NIL	47.96	41.5	1,075	165
Jimny 1.3 J1X+ Est 3d MP	265	T/A	NIL	49.80	38.7	1,152	174
Grand Vitara 1.9DDiS Est 5d MP	2,827	T/A	1,997	T/A	37.2	1,335	195

TOYOTA T 0845 275 5555 • www.toyota.co.uk							
Yaris T3 3d 1.3 VVT-i MP	NIL	T/A	NIL	47.96	47.1	947	141
Yaris T3 5d 1.3 VVT-i MP	NIL	T/A	NIL	47.96	47.1	947	141
Yaris T3 3d 1.3 VVT-i MMT MP	145	T/A	NIL	48.96	47.1	947	136
Yaris T3 5d 1.3 VVT-i MMT MP	245	T/A	NIL	49.65	47.1	947	136
Yaris 1.0 T3 3d MP Passenger Swivel Seat	295	T/A	NIL	49.99	52.3	853	127
Auris 1.4 TR 5d HB MP	NIL	T/A	NIL	47.96	40.9	1,090	163
Auris TR 1.6 3d MP	395	T/A	NIL	50.67	39.8	1,121	166
Auris TR 1.6 5d MP	395	T/A	NIL	50.67	39.8	1,121	166
Auris 1.4 T3 5d HB MP Swivel	1,795	T/A	963	T/A	40.9	1,090	163
Verso T2 1.8 5d MP	495	T/A	NIL	51.35	36.7	1,215	184
Verso T2 2.2D-4D 5d MP	895	T/A	62	T/A	44.8	1,108	167
Verso SR 1.8 5d MP	1,195	T/A	362	T/A	36.7	1,215	184
Verso SR 1.8 MMT 5d MP	1,595	T/A	762	T/A	37.7	1,183	179
Verso SR 2.2D-4D 5d MP	1,595	T/A	762	T/A	44.8	1,108	167
Verso T2 1.8 5d MPV LiftUp MP	4,245	T/A	3,413	T/A	36.7	1,215	184
Prius T3 Hybrid 1.5VVT-I 5d CVT MP	2,895	T/A	2,064	T/A	65.7	679	104
Rav4 XT3 2.0 5dr MP	3,495	T/A	2,663	T/A	32.8	1,360	202
Rav4 XT3 2.0 5dr AT MP	3,995	T/A	3,163	T/A	31.4	1,420	212
RAV4 2.0 XT3 VVT SW 5d MP LiftUp	5,545	T/A	4,713	T/A	32.8	1,360	202
Avenis 1.8 T2 5d HB MP	995	T/A	160	T/A	39.2	1,138	171

DLA Holders		WPMS Holders		Average mpg	Annual Fuel Cost*	CO ₂
Advance Payment £	Weekly Rental £	Advance Payment £	Weekly Rental £		£	



VAUXHALL		T 0800 731 5267 • www.vauxhall.co.uk/mobility					
New Agila 1.0i 12v Club 5d AC MP	NIL	T/A	NIL	47.96	56.5	789	120
New Agila 1.2i 16v Club 5d AC AT MP	49	T/A	NIL	48.29	47.9	931	142
New Agila 1.3CDTi 16v Design 5d AC MP	299	T/A	NIL	50.01	62.8	791	120
Corsa 1.0 Life 3d AC HB MP	NIL	46.75	NIL	46.69	50.4	885	134
Corsa 1.4 Club 5d AT AC HB MP	NIL	T/A	NIL	47.95	42.8	1,042	158
Corsa 1.3CDTi 75 Life 3d AC HB MP	49	T/A	NIL	48.30	62.8	791	119
Meriva 1.4i 16v Life AC 5d MP	99	T/A	NIL	48.62	45.6	978	148
Meriva 1.3CDTi 16v Life 5d AC MP	299	T/A	NIL	49.99	56.5	879	135
Astra Life 1.6 115 5d AC HB MP	NIL	T/A	NIL	47.93	43.5	1,025	155
Astra Life 1.3CDTi 90 AC 5d HB MP	99	T/A	NIL	48.61	57.6	862	130
Astra Life 1.8i 16v VVT 5d AC AT MP	99	T/A	NIL	48.60	36.2	1,232	186
Astra Life 1.8i 16v VVT AC AT Est MP	199	T/A	NIL	49.28	36.2	1,232	186
Astra Design 1.6 115 3d HB MP	299	T/A	NIL	49.98	43.5	1,025	155
Astra 1.6 16v 115 Twin Top 2d MP	1,599	T/A	764	T/A	41.5	1,075	163
Vectra 1.8i VVT SRi 5d MP	599	T/A	NIL	52.03	39.2	1,138	173
Zafira Life 1.6 AC MP	49	T/A	NIL	48.26	39.2	1,138	172
Zafira 1.6i 16v Exclusiv MPV MP	99	T/A	NIL	48.62	39.2	1,138	172
Zafira 1.8 16v Life MPV 5d MP	249	T/A	NIL	49.63	38.2	1,167	177
Zafira 1.9CDT 120 Exclusiv MPV AT MP	799	T/A	170	52.25	39.2	1,267	194
Antara 2.0CDTi 16v E SW 5d MP	2,499	T/A	1,662	T/A	37.2	1,335	198

VOLKSWAGEN		T 0800 333 666 • www.volkswagen.co.uk					
Fox 1.2 HB 3d MP	NIL	42.72	NIL	42.67	46.3	963	144
Fox 1.2 Urban HB 3d MP	NIL	45.24	NIL	45.18	46.3	963	144
Polo 1.2 60 E 3d MP	NIL	42.50	NIL	42.45	48.7	916	138
Polo 1.2 60 E 5d MP	NIL	42.50	NIL	42.45	48.7	916	138
Polo 1.2 70 E 3d MP	NIL	42.50	NIL	42.45	48.7	916	138
Polo 1.2 70 E 5d MP	NIL	42.50	NIL	42.44	48.7	916	138
Polo 1.2 60 Match 3d MP	NIL	46.75	NIL	46.69	48.7	916	138
Polo 1.2 60 Match 5d MP	NIL	46.75	NIL	46.69	48.7	916	138
Polo 1.4 80 Match 5d MP	50	T/A	NIL	48.31	44.8	995	150
Polo 1.4 80 Match 5d AT MP	99	T/A	NIL	48.64	40.9	1,090	165
Golf 1.4 S 80 3d HB MP	486	T/A	NIL	51.32	40.9	1,090	165
Golf 1.4 S 80 5d HB MP	448	T/A	NIL	51.05	40.9	1,090	165
Golf 1.6 S Est 5d MP	399	T/A	NIL	50.69	38.2	1,167	176
Golf V 1.9TDI S 105 5d HB MP	199	T/A	NIL	49.32	56.5	879	132
Golf 1.9TDI 105 Match HB 5d MP	599	T/A	NIL	52.07	56.5	879	132
Golf Plus 1.4 80 Luna 5d MP	709	T/A	87	52.25	39.8	1,121	169
Passat 1.4 TSI 122 S 4d MP	749	T/A	122	52.25	42.8	1,042	157
Passat 1.4 TSI 122 S Est MP	1,249	T/A	415	T/A	42.2	1,057	159
Tiguan 1.4 TSI S 4Motion 150 MP	5,050	T/A	4,220	T/A	33.6	1,327	199
Touran 1.6 102 S 7st MP	799	T/A	174	52.25	34.9	1,278	193

T/A denotes Total Allowance – please see page 4 for more details

* Please see notes on page 4 for more details on Annual Fuel Cost calculation

This Car Price Guide is a selection of the best value cars from over 3,000 available on the Motability Contract Hire Scheme. For more information about other available models, please contact your local Motability dealer or visit our website, www.motability.co.uk

DLA Holders		WPMS Holders		Average mpg	Annual Fuel Cost*	CO ₂
Advance Payment £	Weekly Rental £	Advance Payment £	Weekly Rental £		£	

VOLKSWAGEN COMMERCIAL				T 0800 717 131 • www.volkswagen-vans.co.uk			
Caddy Maxi 1.9TD 104 Life MP	2,175	T/A	1,345	T/A	44.8	1,108	166
Caddy Maxi 1.9TDI 104 PD WV MP	2,641	T/A	1,811	T/A	N/A	N/A	N/A
Caravelle 2.5TD SE 130 7st MP	7,223	T/A	6,393	T/A	34.0	1,460	219
Caravelle 2.5TDI SE 174 7st MP	7,950	T/A	7,120	T/A	33.6	1,478	221
Transporter Shuttle 1.9TD S 84 SWB MP	3,999	T/A	3,162	T/A	N/A	N/A	N/A
Transporter Shuttle 1.9TD S 102 SWB MP	7,006	T/A	6,176	T/A	N/A	N/A	N/A

VOLVO				T 0800 400 430 • www.volvocars.co.uk			
C30 1.6 R-Design Sport 2d MP	499	T/A	NIL	51.39	40.4	1,104	167
C30 1.6D R-Design Sport 2d MP	1,249	T/A	417	T/A	57.6	862	129
C30 1.8 SE R-Design Sport 2d MP	1,249	T/A	416	T/A	38.7	1,152	174
S40 1.6 S 4d MP	849	T/A	16	T/A	39.8	1,121	169
V50 1.6 S 5d MP	699	T/A	74	52.25	39.2	1,138	171
V50 1.8 S 5d MP	899	T/A	65	T/A	38.7	1,152	174
V50 1.6D SE 5d MP	1,499	T/A	665	T/A	56.5	879	132
V50 1.8 F R-Design Sport 5d MP	3,198	T/A	2,368	T/A	38.2	1,167	177
V70 2.4D 163 SE 5d MP	1,499	T/A	662	T/A	43.5	1,142	172
V70 2.4D 163 SE 5d Geartronic MP	1,999	T/A	1,162	T/A	38.2	1,300	195

Quadricycles (5 year Contract Hire only)

AIXAM				T 01788 553330 • www.aixam.co.uk			
A751 0.5D SL 3d CVT MP	NIL	T/A	NIL	49.22	N/A	N/A	N/A
A751 SL 0.5 3d CVT MP	NIL	T/A	NIL	49.25	N/A	N/A	N/A
A751 0.5 Crossline 3d HB MP	1,000	T/A	302	52.26	N/A	N/A	N/A

MICROCAR				T 01789 730094 • www.micro-car.co.uk			
MC1 0.5 SLX 3d Classic 2st MP	NIL	44.73	NIL	44.68	N/A	N/A	N/A
MC1 0.5 SLX 3d Premier 2st MP	NIL	44.73	NIL	44.68	N/A	N/A	N/A
MC2 0.5 SE LWB 3d 4st MP	NIL	T/A	NIL	49.25	N/A	N/A	N/A
MC2 0.5 HSE LWB 3d 4st MP	395	T/A	NIL	50.95	N/A	N/A	N/A

Contract Hire Scheme for Wheelchair Accessible Vehicles (WAVs)

WAVs are standard vehicles that have been converted by specialist companies so that wheelchair users can travel in them while remaining in their wheelchair, either as a passenger or driver. The tables below show advance payments for five year leases only, three year prices are available upon request. Customers who require financial assistance towards these vehicles should contact our Customer Services team on 0845 456 4566 for further information.

Features listed below such as whether the WAV has a 'lowered floor' or 'high roof', all affect which WAV will best suit your needs. For more information on WAVs download our new 'Your guide to Wheelchair Accessible Vehicles' from www.motability.co.uk. To complement the guide, we've also produced factsheets for 68 of our most popular WAV conversions. Giving basic information about each of the conversions, photos of the WAVs, measurements and

type of entry access, the factsheets have been produced as downloadable PDFs, so are only available from the WAV section on our website. The online factsheets also enable you to compare up to four different WAVs.

For full details on the WAVs listed below please contact the supplier shown. Motability recommends you ask for a demonstration and test drive before choosing a vehicle.

DLA Holders 5 year advance payment £	WPMS Holders 5 year advance payment £	No. seats including w/chair	W/chair entry point	Max seated height	Lowered floor	High roof	Ramp length metres	Lowering suspension	Ramp winch
ALLIED VEHICLES Freephone 0800 916 3015 • www.alliedvehicles.co.uk									
Partner Horizon 1.4 LF MP AC									
NIL	NIL	4	Rear	1.38	Yes	No	1.27	No	Yes
Doblo Freedom 1.9 Dynamic HR MP AC									
NIL	NIL	4	Rear	1.36	No	Yes	1.60	No	Yes
Berlingo Lifestyle 1.4 LF MP									
NIL	NIL	4	Rear	1.38	Yes	No	1.27	No	Yes
Kangoo Autograph Authentique 1.2 LF MP									
NIL	NIL	4	Rear	1.34	Yes	No	1.27	No	Yes
Expert Independence 1.6HDI LF MP AC									
2,495	1,135	7	Rear	1.38	Yes	No	1.37	Yes	No
ASPECT CONVERSIONS T 01704 546600 • www.aspectconversions.co.uk									
Renault Kangoo 1.2 Authentique MP AC LF									
Nil	NIL	4	Rear	1.38	Yes	No	0.93	No	Option
Fiat Doblo 1.9TD 105 Multijet Active MP LF									
2,687	1,327	4	Rear	1.40	Yes	No	0.93	No	Option
Fiat Scudo LIH1 1.6 Multijet 90 MP AC LF									
4,149	2,789	6	Rear	1.40	Yes	No	1.47	No	Option
Wav-Evolution Sedona 2.9CRDi GS MP AC LF LS									
19,999	18,634	7	Side	1.53	Yes	No	0.82	Yes	No
Wav-Evolution Sedona 2.9CRDi AT MP AC LF LS									
19,999	18,633	7	Side	1.53	Yes	No	0.82	Yes	No
AUTOCHAIR Freephone 0800 214 045 • www.autochair.co.uk									
Scudo Combi 1.6TD LIH1 LF MP									
8,334	6,973	7	Rear	1.38	Yes	No	1.20	No	Option
Scudo Combi 1.6TD LIH1 AC LF MP									
8,600	7,240	7	Rear	1.38	Yes	No	1.20	No	Option
Citroen Dispatch 1.6TD L1 HI LF MP									
8,642	7,282	7	Rear	1.38	Yes	No	1.20	No	Option
Citroen Dispatch 1.6TD L1 HI AC LF MP									
9,064	7,704	7	Rear	1.38	Yes	No	1.20	No	Option
Scudo Panorama 2.0TD L2HI AC LS LF MP									
11,557	10,196	6	Rear	1.38	Yes	No	1.20	Yes	Option

DLA Holders 5 year advance payment £	WPMS Holders 5 year advance payment £	No. seats including w/chair	W/chair entry point	Max seated height	Lowered floor	High roof	Ramp length metres	Lowering suspension	Ramp winch
AUTOMOTIVE									
T 0191 2628090 • www.automotivegroup.co.uk									
Fiat Doblo 1.3TD Active LF MP									
NIL	NIL	4	Rear	1.10	Yes	No	1.60	No	Option
Fiat Doblo 1.4 Dynamic LF MP AC									
NIL	NIL	4	Rear	1.10	Yes	No	1.60	No	Option
Doblo 1.3TD Dynamic LF MP AC									
500	NIL	4	Rear	1.10	Yes	No	1.60	No	Option
Scudo Fortune Combi 1.6TD LF									
3,530	2,170	6	Rear	1.42	Yes	No	1.36	No	Option
VW Caddy Maxi 1.9TD Life AT LF MP AC SN									
5,995	4,635	6	Rear	1.42	Yes	No	2.10	No	Option
BROOK MILLER									
T 01484 721772 • www.brookmiller.co.uk									
Sedona Centro 2.9CRDi GS LF MP AC									
4,999	3,639	5	Rear	1.42	Yes	No	0.93	No	Option
Sedona Centro 2.9CRDi GS AT LF MP AC									
5,999	4,639	5	Rear	1.42	Yes	No	0.93	No	Option
Sedona GS 2.9 CRDi MP LF AC									
7,321	5,961	6	Rear	1.41	Yes	No	1.04	No	Option
Sedona GS 2.9 CRDi AT MP AC LF									
8,264	6,904	6	Rear	1.41	Yes	No	1.04	No	Option
Sedona 2.9CRDi Passenger Upfront GS LF LS MP AC									
13,249	11,889	4	Side	1.42	Yes	No	0.93	Yes	Option
BROTHERWOOD									
T 01935 872603 • www.brotherwood.co.uk									
VW Caddy Life 1.9TDi AT LF MP AC									
12,977	11,617	5	Rear	1.47	Yes	No	0.99	No	Option
Kia Sedona GS 2.9CRDi 5st LF MP AC									
13,743	12,383	5	Rear	1.50	Yes	No	1.08	No	Option
Fiat Multipla 1.9 Dynamic Plus LF MP AC									
13,946	12,586	4	Rear	1.42	Yes	No	1.21	No	Option
Kia Sedona 2.9CRDi AT LF MP AC									
14,598	13,238	5	Rear	1.50	Yes	No	1.08	No	Option
VW Sharan 1.9TDi S AT LF HR MP AC									
16,181	14,821	5	Rear	1.49	Yes	Yes	1.38	No	Option
CONSTABLES									
T 01323 767574 • www.constablesmobility.co.uk									
Kangoo 1.6 AT Pure LF MP									
NIL	NIL	4	Rear	1.42	Yes	No	1.16	Option	Option
Kangoo 1.2 Pure LF MP									
NIL	NIL	4	Rear	1.42	Yes	No	1.16	Option	Option
Kangoo 1.5dci 68 Pure LF MP									
150	NIL	4	Rear	1.42	Yes	No	1.16	Option	Option
Kangoo 1.6 AT Pure LF MP AC									
250	NIL	4	Rear	1.42	Yes	No	1.16	Option	Option
New Expert Tepee Openroad range now available									

DLA Holders 5 year advance payment £	WPMS Holders 5 year advance payment £	No. seats including w/chair	W/chair entry point	Max seated height	Lowered floor	High roof	Ramp length metres	Lowering suspension	Ramp winch
DAVIS T 01732 455174 • www.accessible-transport.co.uk									
Kangoo Solo Expression 1.6 AT MP LF AC									
5,834	4,473	3	Rear	1.43	Yes	No	0.75	Yes	No
Kangoo Solo Expression 1.6 AT MP LF AC SBS									
13,216	11,856	4	Rear	1.43	Yes	No	0.75	Yes	Option
Grand Espace Dynamique 2.0 AT LF MP AC									
14,679	13,319	6	Rear	1.20	Yes	No	0.73	Yes	Option
Grand Espace Dynamique 2.2dCi 150 AT LF MP AC									
15,048	13,688	6	Rear	1.20	Yes	No	0.73	Yes	Option
Trafic LL29 2.0dCi TwoWheelchair QS6 LF MP AC									
17,393	16,033	8	Rear	1.44	Yes	No	0.86	Yes	Option
GLENEAGLES T 01334 657722 • www.gleneaglesconversions.co.uk									
Kangoo Authentique 1.2 MP TG									
NIL	NIL	4	Rear	1.40	Yes	No	0.96	No	Option
Doblo 1.4 Active LF MP									
194	NIL	4	Rear	1.38	Yes	No	1.10	No	Option
Kangoo Authentique 1.2 MP AC TG									
200	NIL	4	Rear	1.40	Yes	No	0.96	No	Option
Expert Tepee 1.6 L1 MP TG									
3,374	2,014	5	Rear	1.41	Yes	No	1.20	Option	Option
Dispatch Combi 1.6HDi LF MP AC									
3,686	2,326	5	Rear	1.41	Yes	No	1.20	Option	Option
GM COACHWORKS T 0800 3169327 • www.gmcoachworks.co.uk									
Fiat Doblo 1.4 Dynamic MPV LF MP AC									
NIL	NIL	4	Rear	1.40	Yes	No	1.02	No	Option
Fiat Doblo 1.3 Multijet Dynamic MPV LF MP AC									
750	NIL	4	Rear	1.40	Yes	No	1.02	No	Option
Peugeot Expert Montana 1.6d Combi SWB LF MP									
3,895	2,532	5	Rear	1.41	Yes	No	1.20	Option	Option
Peugeot Boxer 333 2.2HDi 100 L1H1 MP RW									
4,995	3,631	5	Rear	1.60	No	Option	2.50	Option	Yes
Citroen C8 Cirrus 2.0i LX LF MP AC									
7,795	6,432	5	Rear	1.39	Yes	No	1.02	No	Option
GOWRINGS T 0845 6088020 • www.gowringsmobility.co.uk									
Doblo 1.4 Dynamic MP AC									
NIL	NIL	3	Rear	1.44	Yes	No	1.14	Option	Option
Combo 1.4 Tour 5d LF MP									
NIL	NIL	5	Rear	1.40	Yes	No	1.22	No	Option
Kangoo 1.2 Authentique MP AC									
NIL	NIL	4	Rear	1.42	Yes	No	0.93	Option	Option
Connect 1.8TDCi LX LF MP AC									
4,995	3,633	4	Rear	1.48	Yes	No	1.55	Option	Option
Zafira Life 1.6 LF LS MP AC									
6,995	5,631	5	Rear	1.25	Yes	No	1.55	Yes	Option

DLA Holders 5 year advance payment £	WPMS Holders 5 year advance payment £	No. seats including w/chair	W/chair entry point	Max seated height	Lowered floor	High roof	Ramp length metres	Lowering suspension	Ramp winch
HOLDEN									
T 0845 6126665 • www.holdenmobility.co.uk									
Kangoo 1.2 Authentique LF MP									
NIL	NIL	4	Rear	1.38	Yes	No	1.00	Option	Option
Kangoo 1.6 Authentique AT LF MP									
NIL	NIL	4	Rear	1.38	Yes	No	1.00	Option	Option
Kangoo 1.2 Authentique LS MP AC									
699	NIL	4	Rear	1.38	Yes	No	1.00	Yes	Option
Grand Espace 2.0dCi 150 Team LS MP									
6,954	5,594	6	Rear	1.25	Yes	No	0.75	Yes	Yes
Master SL28 2.5dCi TL MP AC									
9,505	8,145	4	Rear	1.54	No	No	1.10	No	No
LEWIS REED									
T 0800 2471001 • www.lewisreedgroup.co.uk									
Renault Kangoo 1.2 petrol Authentique LF MP AC									
NIL	NIL	4	Rear	1.42	Yes	No	1.07	No	Option
Toyota Hiace 2.5TDI 250GL MP									
3,414	2,054	5	Rear	1.34	No	No	2.35	No	Option
VW Transporter Cruiser MKIII 1.9TDI Manual RW MP									
5,916	4,555	6	Rear	1.34	No	No	1.06	No	Yes
VW Transporter Shuttle SE 1.9TDI SWB RW MP AC									
9,352	7,992	6	Rear	1.34	No	No	1.06	No	Yes
VW Cruiser Caravelle SE 2.5TDI 130ps RW MP									
10,745	9,385	6	Rear	1.34	No	No	1.06	No	Yes
MCELMEEL MOBILITY SERVICES									
T 0283 7525333 • www.mobility-services.com									
Doblo 1.3 Multijet Active LF MP									
NIL	NIL	4	Rear	1.37	Yes	No	1.04	No	Yes
Doblo 1.3 Multijet Active LF MP AC									
200	NIL	4	Rear	1.37	Yes	No	1.04	No	Yes
Kangoo 1.2 Start Authentique MP									
775	77	4	Rear	1.14	No	No	0.94	No	Yes
Expert 1.6HDi Tepee L1 LF LS MP									
3,712	2,362	6	Rear	1.41	Yes	No	1.20	Yes	No
Dispatch 1.6HDi L1 LF LS MP									
4,245	2,885	6	Rear	1.41	Yes	No	1.20	Yes	No
O&H MOBILITY									
T 0845 600 2218 • www.oh-mobility.co.uk									
Doblo 1.4 Dynamic LF MP AC									
NIL	NIL	4	Rear	1.38	Yes	No	1.38	No	Option
Expert 1.6 HDi LF AS MP AC									
3,495	2,135	5	Rear	1.48	Yes	No	1.38	Yes	Option
Scudo 2.0 Multijet Panorama LF AS MP AC									
3,995	2,635	5	Rear	1.48	Yes	No	1.38	Yes	Option
Trafic SL27 2.0dCi LF MP AC									
3,995	2,635	6	Rear	1.52	Yes	No	1.38	No	Option
Trafic SL27 2.0dCi QS6 LF MP AC									
4,995	3,635	6	Rear	1.52	Yes	No	1.38	No	Option

DLA Holders 5 year advance payment £	WPMS Holders 5 year advance payment £	No. seats including w/chair	W/chair entry point	Max seated height	Lowered floor	High roof	Ramp length metres	Lowering suspension	Ramp winch
PARAVAN T 01442 270202 • www.paravan.com									
Sedona 2.9CRDi GS AT LS LF PA									
25,747	24,387	6	Side	1.34	Yes	No	1.39	Yes	No
ROY WOOD T 01189 790202 • www.roywoodtransits.co.uk									
Transit Innov-8 2.2TDCi 280 SWB LR MP									
7,999	6,639	5	Rear	1.36	No	No	2.10	No	Option
Transit Innov-8 2.2TDCi 280 SWB MR MP									
8,433	7,073	5	Rear	1.67	No	Yes	2.10	No	Option
Transit Innov-8 2.2TDCi 280 SWB LR 2WC									
8,452	7,092	5	Rear	1.36	No	No	2.10	No	Option
Transit Innov-8 2.2TDCi 280 SWB MR 2WC									
8,886	7,526	5	Rear	1.67	No	Yes	2.10	No	Option
SIRUS T 0121 505 7777 • www.sirusautomotive.com									
VW Caddy Maxi 1.9TDI Life LF MP AC									
6,199	4,837	5	Rear	1.49	Yes	No	1.27	No	No
Kangoo 1.6 Expression SBS AT MP MTG									
6,995	5,635	3	Rear	1.47	Yes	No	0.92	No	No
VW Caddy Maxi 1.9TDI Life AT MP AC LF									
7,499	6,137	5	Rear	1.49	Yes	No	1.27	No	No
Kangoo 1.6 Expression AT MP KanGo MTG SBS									
7,999	6,637	5	Rear	1.47	Yes	No	0.92	No	No
Kangoo 1.6 Expression SBS AT MP AC ATG									
8,442	7,082	3	Rear	1.47	Yes	No	0.92	No	No
STEERING DEVELOPMENTS T 01442 212918 • www.steeringdevelopments.co.uk									
Kangoo Solo Expression 1.6 AT LF Pass Behind Driver									
8,485	7,125	4	Rear	1.37	Yes	No	0.76	Yes	Option
Kangoo Solo Expression 1.6 AT LF Pass Beside Driver									
14,130	12,770	3	Rear	1.38	Yes	No	0.76	Yes	No
WIDNES T 0151 4202000 • www.wheelchair-access.co.uk									
Scudo 1.6 Multijet L1 Combi LF MP AC									
3,295	1,929	6	Rear	1.39	Yes	No	1.47	No	Option
VW Transporter 1.9TD T26 MP RW									
3,516	2,156	5	Rear	1.32	No	No	2.35	No	Yes
Traffic SL27 2.0dCi 115 MP RW									
4,219	2,859	5	Rear	1.27	No	No	2.35	No	Yes
Mercedes Vito 2.1TD 109 MP AC RW									
5,231	3,871	5	Rear	1.26	No	No	2.00	No	Yes
Master SL28 2.5dCi MP RW									
5,586	4,226	5	Rear	1.54	No	No	2.40	No	Yes

Contract Hire Scheme for Wheelchair Driver Vehicles

WAVs that you drive from your wheelchair, or that enable easy transfer from your wheelchair to the driver seat, give you an even greater level of independence. The tables below show advance payments for five year leases only, three year prices are available upon request. Customers who require

financial assistance towards these vehicles should contact our Customer Services team on 0845 456 4566 for further information. Depending on your disability, additional adaptations may be required to enable you to drive these vehicles, professional advice should be sought on products to best suit

your needs. For more information on WAVs download our new 'Your guide to Wheelchair Accessible Vehicles' from www.motability.co.uk. For full vehicle details please contact the supplier shown. Motability recommends you ask for a demonstration and test drive before choosing a vehicle.

DLA Holders 5 year advance payment £	WPMS Holders 5 year advance payment £	No. seats including w/chair	W/chair entry point	Max seated height	Lowered floor	High roof	Ramp length metres	Lowering suspension	Ramp winch
ASPECT CONVERSIONS T 01704 546600 • www.aspectconversions.co.uk									
Kangoo 1.6 Assist Expression AT 6W6 MP AC									
7,996	6,635	3	Rear	1.38	Yes	No	0.93	No	No
Kangoo 1.6 Assist Expression AT 6W6 MP									
8,170	6,810	3	Rear	1.38	Yes	No	0.93	No	No
AUTOMOTIVE T 0191 2628090 • www.automotivegroup.co.uk									
Caddy Life Upfront 1.9 TD LF									
13,829	12,469	4	Rear	1.42	Yes	No	1.20	Yes	No
BROOK MILLER T 01484 721772 • www.brookmiller.co.uk									
Sedona Pilot 2.9D LS AT MP AC									
22,420	21,060	5	Side	1.42	Yes	No	1.23	No	No
Sedona Pilot 2.9D TS AT MP AC									
24,045	22,685	5	Side	1.42	Yes	No	1.23	No	No
DAVIS T 01732 455174 • www.accessible-transport.co.uk									
Kangoo Solo 1.6 Expression AT LF MP AC									
8,772	7,411	3	Rear	1.43	Yes	No	0.75	Yes	No
GM COACHWORKS T 0800 3169327 • www.gmcoachworks.co.uk									
Caravelle Colorado 2.5TDi SE AT LF MP AC UVL									
21,995	20,635	5	Side	1.41	Yes	No	N/A	No	N/A
HOLDEN T 0845 6126665 • www.holdenmobility.co.uk									
Kangoo 1.6 Expression AT MP									
8,880	7,520	3	Rear	1.40	Yes	No	0.90	Yes	No
Kangoo 1.6 Expression AT MP AC									
9,094	7,734	3	Rear	1.40	Yes	No	0.90	Yes	No
LEWIS REED T 0800 2471001 • www.lewisreedgroup.co.uk									
Shuttle SE 2.5Tdi SWB AT MP AC									
12,364	11,003	5	Rear	1.40	No	No	N/A	No	No
PARAVAN T 01442 270202 • www.paravan.com									
Sedona 2.9CRDi GS AT LF LS									
25,269	23,909	5	Side	1.34	Yes	No	1.20	Yes	No
SIRUS T 0121 505 7777 • www.sirusautomotive.com									
Kangoo 1.6 Expression AT MP									
6,995	5,634	3	Rear	1.45	Yes	No	1.20	Yes	No
Kangoo 1.6 Expression AT MP AC									
7,442	6,082	3	Rear	1.45	Yes	No	1.20	Yes	No
STEERING DEVELOPMENTS T 01442 212918 • www.steeringdevelopments.co.uk									
Kangoo Solo 1.6 Expression AT LF MP AC									
9,163	7,803	3	Rear	1.43	Yes	No	0.76	Yes	No
Grand Voyager 2.8TD Entervan LF MP AC									
20,859	19,499	5	Side	1.38	Yes	No	1.20	Yes	No

Adaptations

The prices shown apply nationwide for the purchase of adaptations, fitted as part of the Motability Managed Adaptations Programme for cars on the Contract Hire Scheme. Where a price is shown as Nil, there is no additional cost to have this adaptation fitted to your Motability Scheme car at the time of application. Many other prices have been significantly reduced from the Manufacturer's Recommended Price. All prices include installation and any maintenance where required. Further adjustments carried out by your installer may result in an additional charge. The products shown

are available at the time of printing and Motability Operations reserves the right to withdraw products at any time. Not all adaptations available on the scheme are shown. Please check the Motability website, www.motability.co.uk, for a full list of Motability Scheme adaptations and descriptions.

When choosing adaptations, in particular boot-mounted hoists/lifts, it is important to ensure that the adaptation, your chosen vehicle and any other affected equipment, such as a wheelchair or scooter, are compatible with each other. You should check the storage space in

the vehicle, and the lifting weight of the adaptation to ensure that your wheelchair or scooter can be lifted and stored properly. For safety whilst travelling, it is recommended that you secure your wheelchair or scooter with compatible tie-downs. It is strongly recommended that you discuss these issues with your adaptations installer prior to making your choice of adaptation or vehicle.

Further information is provided in the Motability adaptations guide – 'make it yours', which is available to download from www.motability.co.uk or by calling 0845 456 4566.

ADAPTION MANUFACTURER	MECHANICAL HAND CONTROLS	FITTED PRICE £
Adaptacar Limited	Push/Pull Brake/Accelerator	NIL
Adaptacar Limited	Push/Pull Brake/Accelerator with Indicator Switch (non-multiplex)	60
Adaptacar Limited	Push/Pull Brake/Accelerator with Indicator Switch (multiplex)	554
Adaptacar Limited	Radial hand controls	350
Alfred Bekker	Push/Pull Brake/Accelerator	NIL
Alfred Bekker	Push/Pull Brake/Accelerator with Indicator Switch (multiplex)	490
Alfred Bekker	Push/Pull Brake/Accelerator with Indicator Switch (non-multiplex)	65
Autoadapt UK Ltd	Push/Pull Brake/Accelerator (Carospeed)	185
Autoadapt UK Ltd	Carospeed indicator (Non Multiplex)	460
Autoadapt UK Ltd	Carospeed indicator (Multiplex)	710
Brig-Ayd Controls Ltd	Push/Pull Brake/Accelerator	NIL
Brig-Ayd Controls Ltd	Push/Pull Brake/Accelerator with Indicator Switch (non-multiplex)	40
Brig-Ayd Controls Ltd	Push/Pull Brake/Accelerator with Indicator Switch (multiplex)	506
Chris Elliott Adaptions	Menox Floor Mounted Push/Pull Brake/Accelerator	200
Cowal Mobility Aids Ltd	Push/Pull Brake/Accelerator	NIL
Cowal Mobility Aids Ltd	Push/Pull Brake/Accelerator with Indicator Switch (non-multiplex)	60
Cowal Mobility Aids Ltd	Push/Pull Brake/Accelerator with Indicator Switch (multiplex)	380
Eclipse Vehicle Adaptations Ltd	Push/Pull Brake/Accelerator	NIL
Eclipse Vehicle Adaptations Ltd	Push/Pull Brake/Accelerator with Indicator Switch (non-multiplex)	30
Eclipse Vehicle Adaptations Ltd	Push/Pull Brake/Accelerator with Indicator Switch (multiplex)	250
Elap Mobility	Push Brake	NIL
Elap Mobility	Radial Accelerator/Electronic Push Brake	820
Elap Mobility	Radial Accelerator/Mechanical Push Brake	299
Jeff Gosling Hand Controls Ltd	Push/Pull Brake/Accelerator	NIL
Jeff Gosling Hand Controls Ltd	Push/Pull Brake/Accelerator with Indicator Switch (non-multiplex)	75
Jeff Gosling Hand Controls Ltd	Push/Pull Brake/Accelerator with Indicator Switch (multiplex)	475
Jim Doran Hand Controls	Push/Pull Brake/Accelerator	NIL
Jim Doran Hand Controls	Push/Pull Brake/Accelerator with Indicator Switch (non-multiplex)	85
Jim Doran Hand Controls	Push/Pull Brake/Accelerator with Indicator Switch (multiplex)	275
Jim Doran Hand Controls	MPS Radial Hand Controls	180
McElmeel Mobility Services Ltd	Push/Pull Brake/Accelerator	NIL
McElmeel Mobility Services Ltd	Push/Pull Brake/Accelerator with Indicator Switch (non multiplex)	130

ADAPTION MANUFACTURER	MECHANICAL HAND CONTROLS (CONTINUED)	FITTED PRICE £
McElmeel Mobility Services Ltd	Push/Pull Brake/Accelerator with Indicator Switch (multiplex)	670
PB Conversions	Pull Accelerator	NIL
PB Conversions	Push Brake	NIL
PB Conversions	Push/Pull Brake/Accelerator	NIL
PB Conversions	Push/Pull Brake/Accelerator with Indicator Switch (non-multiplex)	50
PB Conversions	Push/Pull Brake/Accelerator with Indicator Switch (multiplex)	210
Techmobility	Push/Pull Brake/Accelerator	NIL
Techmobility	Push/Pull Brake/Accelerator with Indicator Switch (non-multiplex)	55
Techmobility	Push/Pull Brake/Accelerator with Indicator Switch (multiplex)	210

ADAPTION MANUFACTURER	STEERING AIDS	FITTED PRICE £
Adaptacar Limited	Steering Wheel Aid/Ball	NIL
Adaptacar Limited	Steering Wheel Aid/Ball Quick Release	NIL
Alfred Bekker	Steering Spinner	NIL
Alfred Bekker	Quick Release Steering Spinner	NIL
Brig-Ayd Controls Ltd	Steering Wheel Aid/Ball	NIL
Brig-Ayd Controls Ltd	Quick Release Steering Knob	NIL
Chris Elliott Adaptations	Menox Quick Release Steering Ball (Egg Shaped)	NIL
Cowal Mobility Aids Ltd	Steering Wheel Aid/Ball	NIL
Cowal Mobility Aids Ltd	Steering Wheel Aid/Ball - Quick Release	NIL
Eclipse Vehicle Adaptations Ltd	Steering Ball	NIL
Elap Mobility	Steering Wheel Aid/Ball - Leather Quick Release	NIL
Jeff Gosling Hand Controls Ltd	Steering Wheel Aid/Ball	NIL
Jeff Gosling Hand Controls Ltd	Steering Wheel Ball (Quick Release)	NIL
Jim Doran Hand Controls	Steering Wheel Aid/Ball	NIL
Lodgesons	Steering Ball, Quick Release	NIL
McElmeel Mobility Services Ltd	Steering Wheel Aid/Ball	NIL
PB Conversions	Steering Wheel Aid/Ball	NIL
Techmobility	Quick Release Steering Ball	NIL

ADAPTION MANUFACTURER	LEFT FOOT ACCELERATOR	FITTED PRICE £
Adaptacar Limited	Twin Flip Folding Left Foot Accelerator	NIL
Alfred Bekker	Quick Release Left Foot Accelerator	NIL
Autoadapt UK Ltd	Left Foot Accelerator	NIL
Brig-Ayd Controls Ltd	Twin Flip Folding Left Foot Accelerator	NIL
Brig-Ayd Controls Ltd	Floor Mounted Pedal Transfer	NIL
Cowal Mobility Aids Ltd	Twin Flip Folding Left Foot Accelerator	NIL
Eclipse Vehicle Adaptations Ltd	Twin Flip Folding Left Foot Accelerator	NIL
Elap Mobility	Left foot accelerator - Quick release	NIL
Jeff Gosling Hand Controls Ltd	Twin Flip Folding Left Foot Accelerator	NIL
Jim Doran Hand Controls	Left Foot Accelerator	NIL
McElmeel Mobility Services Ltd	Twin Flip Folding Left Foot Accelerator	NIL
PB Conversions	Twin Flip Folding Left Foot Accelerator	NIL
Techmobility	Twin Flip Folding Left Foot Accelerator	NIL

ADAPTION MANUFACTURER	REMOTE CONTROL OF ANCILLARIES	FITTED PRICE £
Autoadapt UK Ltd	Radio secondary controls (normal wiring)	365
Autoadapt UK Ltd	Radio secondary controls (multi-plex)	925
Elap Mobility	5 Way Infra Red Secondary Control System (non-multiplex)	100
Elap Mobility	5 Way Infra Red Secondary Control System (multiplex)	750
Elap Mobility	9 Way Infra Red Secondary Control System (multiplex)	750
Elap Mobility	9 Way Infra Red Secondary Control System (non-multiplex)	480
Elap Mobility	12 Way Infra Red Secondary Control System (multiplex)	750
Elap Mobility	12 Way Infra Red Secondary Control System (non-multiplex)	499
Lodgesons	5 Way RKS 100 Wireless Secondary Control System (non-multiplex)	160
Lodgesons	5 Way RKS 100 Wireless Secondary Control System (multiplex)	780
Lodgesons	9 Way RKS 100 Wireless Secondary Control System (non-multiplex)	495
Lodgesons	9 Way RKS 100 Wireless Secondary Control System (multiplex)	795
Lodgesons	12 Way RKS 100 Wireless Secondary Control System (non multiplex)	625
Lodgesons	12 Way RKS 100 Wireless Secondary Control System (multiplex)	880
Lodgesons	18 Way RKS 100 Wireless Secondary Control System (non multiplex)	1,160
Lodgesons	18 Way RKS 100 Wireless Secondary Control System (multiplex)	1,695
Lodgesons	9 Way 1 Button Bleeper Wireless Secondary Control System (Non MP)	655
Lodgesons	9 Way 1 Button Bleeper Wireless Secondary Control System (MP)	1,225
Techmobility	12+ Way Infra Red Secondary Control System (non-multiplex)	400
Techmobility	12+ way Infra Red Secondary Control System (multiplex)	850

ADAPTION MANUFACTURER	WHEELCHAIR STOWAGE – IN CAR SYSTEMS	FITTED PRICE £
Adaptacar Limited	Adaptacar powered 2-way electric wheelchair hoist, maximum lift 140Kg	571
Adaptacar Limited	Adaptacar powered 4-way electric wheelchair hoist, maximum lift 140Kg	1,285
Adaptacar Limited	Wheelchair restraint tie down	130
Alfred Bekker	Alfred Bekker 40Kg boot hoist	295
Alfred Bekker	Alfred Bekker 100Kg hoist	795
Alfred Bekker	Wheelchair/Scooter bracketry	55
Alfred Bekker	Tie down for hoist	65
Alfred Bekker	Manual wheelchair Wheel In Tie Down	395
Alfred Bekker	Electric wheelchair tie down	1,121
Alfred Bekker	Wheelchair bracketing for tie down	225
Autoadapt UK Ltd	Carolift 325 - 2 way powered boot hoist, maximum lift 91Kg (Saloons)	220
Autoadapt UK Ltd	Carolift 90 - 4 way powered boot hoist, maximum lift 90Kg	1,025
Autoadapt UK Ltd	Carolift VSL 6000 - 4 way powered boot hoist, maximum lift 180Kg	1,765
Autoadapt UK Ltd	Carolift VSL 6900 - 4 way powered boot hoist, maximum lift 180Kg	1,975
Autochair Ltd	30Kg Mini Hoist, 2 way power, wheelchair/scooter, hard wire controlled	335
Autochair Ltd	100Kg Mini Hoist 2 way power, wheelchair/scooter, hard wire controlled	585
Autochair Ltd	100Kg Mini Hoist 4 way power, wheelchair/scooter, radio controlled	785
Autochair Ltd	150Kg Mini Hoist 4 way power, wheelchair/scooter, radio controlled	935
Autochair Ltd	Lifting Bracket For Electric Wheelchair	32
Autochair Ltd	Lifting Bracket For Electric Scooter	55
Autochair Ltd	Ratchet Type Tie Down	90
Autochair Ltd	Retractable Belt and Buckle Tie Down	140
Brig-Ayd Controls Ltd	2 way boot Hoist, maximum lift weight 40kg	145
Brig-Ayd Controls Ltd	2 way powered boot hoist, maximum lift weight 75Kg	305
Brig-Ayd Controls Ltd	2 way powered boot hoist, maximum lift weight 100Kg	551
Brig-Ayd Controls Ltd	4 way powered boot hoist, maximum lift weight 100Kg	815
Brig-Ayd Controls Ltd	4 way powered boot hoist, maximum lift weight 150Kg	1,079
Brig-Ayd Controls Ltd	Telescopic boot hoist, maximum lift weight 120Kg	1,533
Brig-Ayd Controls Ltd	Retractable wheelchair tie down	117

ADAPTION MANUFACTURERS	WHEELCHAIR STOWAGE – IN CAR SYSTEMS (CONTINUED)	FITTED PRICE £
Elap Mobility	V115 Boot Hoist, 4 way powered, SWL 115kg, with W/C/Scooter Bracket	727
Elap Mobility	V150 Boot Hoist, 4 way powered, SWL 150kg, with W/C/Scooter Bracket	934
Elap Mobility	V40 Boot Hoist (SWL 40Kg) Multi-Boom	100
Elap Mobility	V40 Hoist (SWL 40Kg) Multi-Boom With Scooter Hitch	149
Elap Mobility	V40 Boot Hoist (SWL 40Kg) Multi-Boom With Scooter Hitch & Tie Down	299
Elap Mobility	V40 Boot Hoist (SWL 40Kg) Multi-Boom & Scooter Hitch- False Floor	249
KC Mobility Solutions Ltd	Boot mounted wheelchair hoist, powered 2-way, maximum lift 150Kg	375
KC Mobility Solutions Ltd	Boot mounted wheelchair hoist, powered 4-way, maximum lift 150Kg	705
KC Mobility Solutions Ltd	Hoist tie down, manual webbing restraint	85
KC Mobility Solutions Ltd	KC Robostore - wheelchair stowage device for both rigid & folding chairs	4,500
McElmeel Mobility Services Ltd	40 Kg Boot Hoist C/W Manual Tie Down System	100
McElmeel Mobility Services Ltd	75 Kg Boot Hoist C/W Manual Tiedowns And Wheelchair Brackets	489
McElmeel Mobility Services Ltd	100 Kg Boot Hoist C/W Manual Tiedowns And Wheelchair Brackets	635
McElmeel Mobility Services Ltd	150 Kg Boot Hoist C/W Manual Tiedowns And Wheelchair Brackets	808
PB Conversions	4 way powered boot hoist, maximum lift weight 100Kg inc. tie down strap	780
PB Conversions	4 way powered boot hoist, maximum lift weight 150Kg inc. tie down strap	980
Techmobility	Mini Hoist - for manual wheelchairs up to 30Kg, 2 way powered	100
Techmobility	Mini Hoist - for manual wheelchairs up to 30Kg, 4 way powered	400
Techmobility	Midi Hoist - for electric wheelchairs & scooters up to 80Kg, 4 way power	590
Techmobility	Maxi Hoist - for electric wheelchairs & scooters up to 130Kg, 4 way power	700
Techmobility	"Seat -On" scooter brackets	75
Techmobility	Tie down eyelets and straps	140
ADAPTION MANUFACTURER	WHEELCHAIR STOWAGE – ROOFTOP SYSTEMS	FITTED PRICE £
Autoadapt UK Ltd	Braun Chair Topper Roof Mounted Wheelchair Hoist System	2,760
Autochair Ltd	Autochair Lite Roof Mounted Wheelchair Hoist System	2,635
Braiden International UK Ltd	Gentle Giant RTU 100 Rooftop wheelchair Hoist System 33kg	2,950
Cowal Mobility Aids Ltd	GZ-91 Roof Mounted Wheelchair Hoist System	2,900
McElmeel Mobility Services Ltd	Braun Chair Topper	2,750
ADAPTION MANUFACTURER	PERMANENT SWIVEL SEATS	FITTED PRICE £
Autoadapt UK Ltd	Turnout manual with BEV seat	1,325
Autoadapt UK Ltd	Turnout electric with BEV seat	1,680
Autoadapt UK Ltd	Turny HD with BEV seat with arm rests	3,400
Elap Mobility	Rotating Car Seat	980
Elap Mobility	Rotating Car Seat With Two Armrests	1,120
ADAPTION MANUFACTURERS	WHEELCHAIR SWIVEL SEATS	FITTED PRICE £
Autoadapt UK Ltd	12" Carony with Manual Turnout (Bev Seat)	2,750
Autoadapt UK Ltd	12" Carony with Electric Turnout (Bev Seat)	3,130
Autoadapt UK Ltd	Carony Go with Electric Turnout (Bev Seat)	6,625
Elap Mobility	Traveller - Wheelchair Transfer System	2,100

ADAPTION MANUFACTURER	MECHANICAL MODIFICATIONS TO PEDALS	FITTED PRICE £
Alfred Bekker	Pedal Extensions (2 Pedals Automatic Transmission)	NIL
Chris Elliott Adaptations	Menox Mini Stamp (Separate Pedal Extensions/price per pedal)	NIL
Cowal Mobility Aids Ltd	Pedal Extensions (2 Pedals Automatic Transmission)	NIL
Jim Doran Hand Controls	Pedal Extension	NIL
McElmeel Mobility Services Ltd	Pedal Extensions (2 Pedals Automatic Transmission)	NIL
PB Conversions	Pedal Extensions (2 Pedals automatic Transmission)	NIL
Techmobility	Pedal Extensions (2 Pedals Automatic Transmission)	NIL

ADAPTION MANUFACTURER	ELECTRONIC ACCELERATORS	FITTED PRICE £
Brig-Ayd Controls Ltd	Electrical Trigger Throttle & Brake System For Fly By Wire	577
Elap Mobility	Electronic trigger accelerator and brake	498
Elap Mobility	Handheld 'Satellite' Electronic Accelerator and brake	977
Elap Mobility	Over Ring Electronic Accelerator and brake	1,314

ADAPTION MANUFACTURERS	GENERAL	FITTED PRICE £
Various Manufacturers	Easy Release Handbrake	NIL
Various Manufacturers	Pedal Guards	NIL
Adaptacar Limited	Electric Parking Brake Car Only	550
Autoadapt UK Ltd	Electric Parking Brake	600
Jim Doran Hand Controls	Electric Handbrake	750
KC Mobility Solutions Ltd	Electronic Handbrake All Models	140

ADAPTION MANUFACTURER	WEB	TELEPHONE
Adaptacar Limited	www.adaptacar.co.uk	01769 572785
Alfred Bekker	www.alfredbekker.com	01377 241 700
Autoadapt UK Ltd	www.autoadapt.co.uk	0121 333 5170
Autochair Ltd	www.autochair.co.uk	0800 214045
Braiden International UK Ltd	www.gentle-giant.com	01623 422922
Brig-Ayd Controls Ltd	www.brig-aydcontrols.co.uk	01707 322 322
Chris Elliott Adaptions	www.chriselliottadaptions.co.uk	01733 333023
Cowal Mobility Aids Ltd	www.cowalmobility.co.uk	01494 714400
Eclipse Vehicle Adaptations Ltd	www.eclipsevehicles.co.uk	01443 813656
Elap Mobility	www.elap.co.uk	01254 871599
Jeff Gosling Hand Controls Ltd	www.jeffgosling.co.uk	0161 430 2151
Jim Doran Hand Controls	www.jimdoranhandcontrols.co.uk	02476 460833
KC Mobility Solutions Ltd	www.kcmobility.co.uk	01924 442386
Lodgesons	www.lodgesons.co.uk	0870 013 2420
McElmeel Mobility Services Ltd	www.mobility-services.com	02837 525 333
PB Conversions	www.pbconversions.co.uk	01525 850588
Techmobility	www.techmobilityuk.com	01376 564499

Hire Purchase Guide

If you would prefer to buy your own car you may be interested in the Motability Hire Purchase (HP) Scheme.

Hire Purchase may suit you if:

- you want to own a car and use your mobility allowance to pay for it
- you require costly adaptations
- you plan to cover very high mileage in your car

Only the cash price of the car and the warranty may be financed with the Motability Hire Purchase Scheme.

What's not included in the HP Scheme

You will be responsible for arranging and paying for:

- Comprehensive insurance
- Breakdown recovery
- Servicing and repairs
- MoT if the car is older than 3 years (4 years in Northern Ireland)
- Replacement tyres/windscreen/windows

You will also be responsible for ensuring your car is taxed by either using your tax exemption certificate (DLA 404) or paying for it yourself.

How it works

The amount of money you can borrow to buy a car is determined by the amount of your Higher Rate Mobility Component of Disability Living Allowance or War Pensioners' Mobility Supplement. Your repayments cannot exceed the 4-weekly amount, but they can be less than this. The minimum weekly repayment is £25.

If you chose HP, you negotiate the price of the car with your Motability dealer.

HP finance for new and used cars can be taken over 3,4 or 5 years.

If you plan to buy a used car it must be less than 3 years old and have driven less than 45,000 miles (unless you are buying your current Motability car). The maximum age of a car at the end of a HP

agreement can be no more than 7 years old i.e. if the car you plan to buy is 3 years old, the maximum finance you can apply for is 4 years.

By agreeing to the HP Scheme you are directing the Department for Work and Pensions (DWP) or the The Service Personnel and Veterans Agency (SPVA) to make the repayments on your behalf, to Motability Operations, for the period you want to take the loan.

Repayments will be made by direct deduction from you DLA or WPMS allowance at the rate set out in the tables on the following pages and will be payable at four weekly intervals.

If at any time after the agreement has started your entitlements to the HRMC of DLA or WPMS stop, you are still required to make the regular payments. However, Motability Operations may decide to terminate the Hire Purchase agreement.

Hire Purchase Scheme Finance Tables for New Cars

New 2 year agreements (Nippi vehicles only)

Four-Weekly payment £ ▼	Amount of Credit £ ▼	Total Payments £ ▼	APR% ▼
100.00	2,265.59	2,600.00	14.6%
112.00	2,550.25	2,912.00	14.0%
124.00	2,834.90	3,224.00	13.5%
140.00	3,214.43	3,640.00	13.0%
152.00	3,499.09	3,952.00	12.7%
164.00	3,783.74	4,264.00	12.5%
172.00	3,973.51	4,472.00	12.3%
187.00	4,329.32	4,862.00	12.1%
WPMS ONLY			
192.00	4,447.93	4,992.00	12.0%
209.00	4,851.18	5,434.00	11.8%

Typical Example: 'on the road' cost of your car is £5,000. If you elect to use your total four-weekly allowance (£187.00), the Amount of Credit you are eligible for is £4329.32 (refer table above). Your Advance Payment is then £670.68 (£5000 - £4329.32), and your payments over 2 years = 26 x £187.00 = £4862.00 APR 12.1%

New 3 year agreements

Four-Weekly payment £ ▼	Amount of Credit £ ▼	Total Payments £ ▼	APR% ▼
100.00	3,157.89	3,900.00	15.3%
112.00	3,566.72	4,368.00	14.6%
124.00	3,975.56	4,836.00	14.1%
140.00	4,520.67	5,460.00	13.5%
152.00	4,929.50	5,928.00	13.2%
164.00	5,338.33	6,396.00	12.9%
172.00	5,610.89	6,708.00	12.7%
187.00	6,121.93	7,293.00	12.5%
WPMS ONLY			
192.00	6,292.27	7,488.00	12.4%
209.00	6,871.45	8,151.00	12.1%

Typical Example: 'on the road' cost of your car is £7,000. If you elect to use your total four-weekly allowance (£187.00), the Amount of Credit you are eligible for is £6121.93 (refer table above). Your Advance Payment is then £878.07 (£7000 - £6121.93), and your payments over 3 years = 39 x £187.00 = £7293.00 APR 12.5%

New 4 year agreements

Four-Weekly payment £ ▼	Amount of Credit £ ▼	Total Payments £ ▼	APR% ▼
100.00	4,064.44	5,200.00	13.5%
112.00	4,586.75	5,824.00	13.0%
124.00	5,109.06	6,448.00	12.6%
140.00	5,805.47	7,280.00	12.3%
152.00	6,327.78	7,904.00	12.0%
164.00	6,850.09	8,528.00	11.8%
172.00	7,198.30	8,944.00	11.7%
187.00	7,851.19	9,724.00	11.5%
WPMS ONLY			
192.00	8,068.82	9,984.00	11.5%
209.00	8,808.75	10,868.00	11.3%

Typical Example: 'on the road' cost of your car is £9,000. If you elect to use your total four-weekly allowance (£187.00), the Amount of Credit you are eligible for is £7851.19 (refer table above). Your Advance Payment is then £1148.81 (£9,000 - £7851.19), and your payments over 4 years = 52 x £187.00 = £9724.00 APR 11.5%

New 5 year agreements

Four-Weekly payment £ ▼	Amount of Credit £ ▼	Total Payments £ ▼	APR% ▼
100.00	4,773.38	6,500.00	13.7%
112.00	5,399.40	7,280.00	13.2%
124.00	6,025.41	8,060.00	12.8%
140.00	6,860.10	9,100.00	12.4%
152.00	7,486.12	9,880.00	12.2%
164.00	8,112.14	10,660.00	12.0%
172.00	8,529.48	11,180.00	11.9%
187.00	9,312.00	12,155.00	11.7%
WPMS ONLY			
192.00	9,572.84	12,480.00	11.6%
209.00	10,459.70	13,585.00	11.4%

Typical Example: 'on the road' cost of your car is £10,000. If you elect to use your total four-weekly allowance (£187.00), the Amount of Credit you are eligible for is £9312.00 (refer table above). Your Advance Payment is then £688.00 (£10,000 - £9312.00), and your payments over 5 years = 65 x £187.00 = £12,155 APR 11.7%

Hire Purchase Scheme Finance Tables for Used Cars

Used 2 year agreements (Nippi vehicles only)

Four-Weekly payment £ ▼	Amount of Credit £ ▼	Total Payments £ ▼	APR% ▼
100.00	2,265.59	2,600.00	14.6%
112.00	2,550.25	2,912.00	14.0%
124.00	2,834.90	3,224.00	13.5%
140.00	3,214.43	3,640.00	13.0%
152.00	3,499.09	3,952.00	12.7%
164.00	3,783.74	4,264.00	12.5%
172.00	3,973.51	4,472.00	12.3%
187.00	4,329.32	4,862.00	12.1%
WPMS ONLY			
192.00	4,447.93	4,992.00	12.0%
209.00	4,851.18	5,434.00	11.8%

Typical Example: 'on the road' cost of your car is £5,000. If you elect to use your total four-weekly allowance (£187.00), the Amount of Credit you are eligible for is £4329.32 (refer table above). Your Advance Payment is then £670.68 (£5000 - £4329.32), and your payments over 2 years = 26 x £187.00 = £4862.00 APR 12.1%

Used 3 year agreements

Four-Weekly payment £ ▼	Amount of Credit £ ▼	Total Payments £ ▼	APR% ▼
100.00	3,093.84	3,900.00	17.0%
112.00	3,502.67	4,368.00	16.1%
124.00	3,911.51	4,836.00	15.4%
140.00	4,456.62	5,460.00	14.7%
152.00	4,865.45	5,928.00	14.2%
164.00	5,274.28	6,396.00	13.9%
172.00	5,546.84	6,708.00	13.6%
187.00	6,057.88	7,293.00	13.3%
WPMS ONLY			
192.00	6,228.22	7,488.00	13.2%
209.00	6,807.40	8,151.00	12.9%

Typical Example: 'on the road' cost of your car is £7,000. If you elect to use your total four-weekly allowance (£187.00), the Amount of Credit you are eligible for is £6057.88 (refer table above). Your Advance Payment is then £942.12 (£7000 - £6057.88), and your payments over 3 years = 39 x £187.00 = £7293.00 APR 13.3%

Used 4 year agreements

Four-Weekly payment £ ▼	Amount of Credit £ ▼	Total Payments £ ▼	APR% ▼
100.00	3,997.41	5,200.00	14.5%
112.00	4,519.72	5,824.00	13.9%
124.00	5,042.03	6,448.00	13.4%
140.00	5,738.44	7,280.00	13.0%
152.00	6,260.75	7,904.00	12.7%
164.00	6,783.06	8,528.00	12.4%
172.00	7,131.27	8,944.00	12.3%
187.00	7,784.16	9,724.00	12.0%
WPMS ONLY			
192.00	8,001.79	9,984.00	12.0%
209.00	8,741.72	10,868.00	11.8%

Typical Example: 'on the road' cost of your car is £8,000. If you elect to use your total four-weekly allowance (£187.00), the Amount of Credit you are eligible for is £7784.16 (refer table above). Your Advance Payment is then £215.84 (£8000 - £7784.16), and your payments over 4 years = 52 x £187.00 = £9724.00 APR 12.0%

Used 5 year agreements

Four-Weekly payment £ ▼	Amount of Credit £ ▼	Total Payments £ ▼	APR% ▼
100.00	4,642.44	6,500.00	15.1%
112.00	5,268.46	7,280.00	14.5%
124.00	5,894.47	8,060.00	13.9%
140.00	6,729.16	9,100.00	13.4%
152.00	7,355.18	9,880.00	13.1%
164.00	7,981.20	10,660.00	12.8%
172.00	8,398.54	11,180.00	12.6%
187.00	9,181.06	12,155.00	12.3%
WPMS ONLY			
192.00	9,441.90	12,480.00	12.3%
209.00	10,328.76	13,585.00	12.0%

Typical Example: 'on the road' cost of your car is £10,000. If you elect to use your total four-weekly allowance (£187.00), the Amount of Credit you are eligible for is £9181.06 (refer table above). Your Advance Payment is then £818.94 (£10,000 - £9181.06), and your payments over 5 years = 65 x £187.00 = £12155.00 APR 12.3%

Abbreviations for model descriptions

05	2005 Model year	DSG	Direct Shift gearbox (semi-automatic)	QS5	Quickshift 5 speed gearbox (semi-automatic)
06	2006 Model Year	DSI	Dual Sequential Ignition	RTL	Rear tail lift
07	2007 Model Year	Durashift EST	Semi AT (Ford vehicles only)	RW	Rear winch
08	2008 Model year	E4/EIV	Euro IV	R&W	Ramp and winch
2WD	Two-wheel drive	EFW	Electric front windows	S4	Stage four emission
2/3/4/5	2/3/4/5 doors	EGS	Electronic gearbox system	Sal	Saloon
4WD	Four-wheel drive	ELEC	Electric pack	SC	Single cab
5/6/7/8st	5/6/7/8 seater	Est	Estate	SDI	Suction diesel injection
6WS	6-way seat	EZT	Easytronic (semi-automatic)	Seq	Sequential (semi-automatic)
ABS	Anti-lock braking system	FSI	Fuel straight injection	SBS	Side-by-side
AC	Air conditioning	FVP	Forward vision panel	SH	Sport Hatchback (3 door)
AMT	Automated manual transmission (semi-automatic)	HB	Hatchback	SLS	Self-lowering suspension
AT	Automatic transmission	HFT	Hands Free Telephone (Honda vehicles only)	SN	Satellite navigation
AW	Alloy wheels	HDi	High-pressure direct injection	SR	Sunroof (manual)
CC/C+C	Coupé/Cabriolet	HR	High roof	SS	Sport saloon
Cnv	Convertible	HT	Detachable hard top	ST	Sport tourer
CDTi	Common rail diesel turbo injection	i-Shift	Semi AT (Honda vehicles only)	(ST)	Soft touch (Smart vehicles only)
CRD	Common rail diesel	JTD	Jet turbo injection	SW	Station Wagon
CRTD	Common rail turbo diesel	LF	Low floor	SWB	Short wheel base
CRDi	Common rail diesel injection	Lift up	Lift up seat	SWIVEL	Swivel seat
CVT	Continuously Variable Transmission (Automatic)	LWB	Long wheelbase	TD	Turbo diesel
DAC	Digital air conditioning	MMT	Multi-mode manual transmission	TDi	Turbo diesel injection
DC	Double cab	MP	Metallic paint	TIP	Tiptronic gearbox (can be manual and auto)
dCi	Diesel common rail injection	MPC	Multi-people carrier	VTEC	Variable valve timing & Lift electronic Control System
DFW	Drive from wheelchair	MPV	Multi-purpose vehicle	VVT	Variable Valve timing
Di-D	Direct injection diesel	MT	Manual transmission	VVTi	Variable valve timing intelligent
DPFS	Diesel particulate filter system	PA/PASS	Passenger	WW	Without winch
DR	Driver	PP	Pearlescent paint		
		PS/Bhp	Brake horse power		

If you would like a copy of this guide in large print or an alternative format, please call 0845 456 4566

(lines are open 8.30am to 5.30pm Monday to Friday. Calls may be recorded and monitored to improve customer service.)

Motability Operations
 City Gate House
 22 Southwark Bridge Road
 London SE1 9HB
 Telephone: 0845 456 4566
 Minicom: 0845 675 0009
 Website: www.motability.co.uk

Motability Operations is the trading name of Motability Finance Limited, the principal service provider to Motability and the Motability Scheme. Registered office: City Gate House, 22 Southwark Bridge Road, London SE1 9HB. Registered in England and Wales. Company Number 13738765